

DRAFT

Site Accessibility Evaluation
Americans with Disabilities Act
Title II (Public Services: State and Local Government)



GENOVEVA CHAVEZ COMMUNITY CENTER
3221 Rodeo Rd
Santa Fe, NM 87507

Prepared By



CITY OF SANTA FE

(505) 629 - 3854

Report Date: 02/03/2025

Accessibility Evaluation
Inspectors: Daniel Lopez, Jr.

DRAFT

Findings	5
EXTERIOR SITE	5
E1 Accessible Parking (4 spaces) Nearest to Entrance	5
E2 Accessible Parking (10 spaces) in Main Lot	7
E3 Staff Parking	11
E4 Path of Travel from Accessible Parking to Ice Rink Entrance	12
E5 Accessible Parking (spaces) Therapy Pool	14
FIRST LEVEL	15
F1 Central Stairs	15
F2 Ice Rink Lower Entries	16
F3 Ice Rink Seating	18
F4 Path of Travel to Team Boxes	21
F5 Locker Room C	22
F7 Referee Locker Room	23
F8 Locker Room A	24
F10 Restroom Corridor	25
F11 Women's Restroom	26
F12 Men's Restroom	27
F13 Ice Rink Counter	28
F14 Ramp Leading to Ice Rink Lobby	29
F15 Stairs Leading to Ice Rink Lobby	30
F16 Gymnasium	31

Table of Contents

F17 Racquetball Courts	33
F18 Emergency Exit Corridor and Stairs	34
F19 Men's Pool Locker Room	35
F22 Stairs and Bleachers to Pool	36
F23 Ramp to Diving Board Area	37
F26 Perimeter of Pool Area	38
F27 Therapy Pool	40
F28 Restroom and Shower Serving Therapy Pool	45
SECOND LEVEL	46
S1 Entrance Lobby	46
S2 Community Room #244	47
S3 Play Zone #204	51
S4 Play Zone Restroom	53
S5 Corridor to Restrooms and Classrooms	54
S6 Patio Area	55
S7 Classroom #218	56
S8 Classroom #217	57
S9 Women's Restroom	58
S10 Men's Restroom	59
S11 Aerobics Room #259	60
S12 Corridor to Track	61
S13 Men's Exercise Restroom	62

Table of Contents

S14 Women's Restroom **63**

S15 Life Style Center **64**

S16 Track **65**

S17 Upper Level Aerobics Room **67**

S18 Weights **68**

S19 Accessible Seating for Ice Rink **69**

MEZZANINE (3RD) LEVEL **70**

T1 Elevator **70**

T2 Stairs **71**

T3 Exercise Floor **72**

DRAFT

EXTERIOR SITE: E1 Accessible Parking (4 spaces) Nearest to Entrance

Finding: 1

The striping and markings for the accessible parking stall, loading/unloading access aisle are dilapidated and in need of repair and/or maintenance.

2010 ADAS Section 502.3.3

Access aisles shall be marked so as to discourage parking in them.

Citation:

2010 ADAS Section: 502.3.3

As Built:

Striping is faded and does not contrast.

Recommendation:

Restripe parking space(s) to establish accessible parking.



EXTERIOR SITE: E1 Accessible Parking (4 spaces) Nearest to Entrance

Finding: 2

The parking sign is mounted too low.

Parking space identification signs shall include the International Symbol of Accessibility. Signs identifying van parking spaces shall contain the designation "van accessible." Signs shall be 60 inches minimum above the finish floor or ground surface measured to the bottom of the sign.

2010 ADAS Section 502.6

Parking space identification signs shall include the International Symbol of Accessibility complying with 703.7.2.1. Signs identifying van parking spaces shall contain the designation "van accessible." Signs shall be 60 inches (1525 mm) minimum above the finish floor or ground surface measured to the bottom of the sign.

Citation:

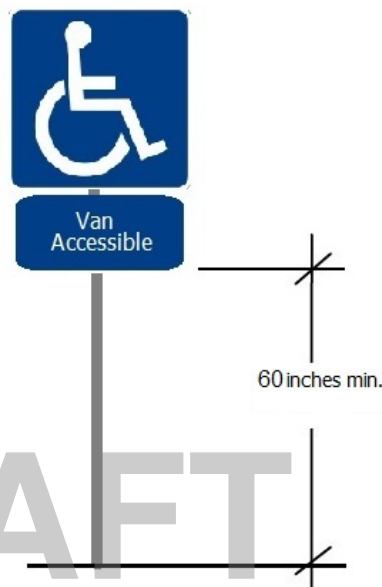

2010 ADAS Section: 502.6

As Built:

Identification sign for accessible parking space is not mounted at required height.

Recommendation:

Remount identification parking signage at 60 inches min. from ground to bottom most of the sign.



EXTERIOR SITE: E2 Accessible Parking (10 spaces) in Main Lot

Finding: 3

The van stall is missing a sign identifying it as a van accessible stall.

Parking space identification signs shall include the International Symbol of Accessibility. Signs identifying van parking spaces shall contain the designation "van accessible."

2010 ADAS Section 502.6

Parking space identification signs shall include the International Symbol of Accessibility complying with 703.7.2.1. Signs identifying van parking spaces shall contain the designation "van accessible." Signs shall be 60 inches (1525 mm) minimum above the finish floor or ground surface measured to the bottom of the sign.

Citation:

2010 ADAS Section: 502.6

As Built:

"Van Accessible" parking signage is not provided

Recommendation:

Mount "Van Accessible" identification parking signage at 60 inches min. from ground to bottom most of the sign.



DRAFT

EXTERIOR SITE: E2 Accessible Parking (10 spaces) in Main Lot

Finding: 4

The striping and markings for the accessible parking stall, loading/unloading access aisle are dilapidated and in need of repair and/or maintenance.

2010 ADAS Section 502.3.3

Access aisles shall be marked so as to discourage parking in them.

Citation:

2010 ADAS Section: 502.3.3

As Built:

Parking striping and markings are extremely faded.

Recommendation:

Re-install striping and markings.



EXTERIOR SITE: E2 Accessible Parking (10 spaces) in Main Lot

Finding: 5

The parking sign is mounted too low.

Parking space identification signs shall include the International Symbol of Accessibility. Signs identifying van parking spaces shall contain the designation "van accessible." Signs shall be 60 inches minimum above the finish floor or ground surface measured to the bottom of the sign.

2010 ADAS Section 502.6

Parking space identification signs shall include the International Symbol of Accessibility complying with 703.7.2.1. Signs identifying van parking spaces shall contain the designation "van accessible." Signs shall be 60 inches (1525 mm) minimum above the finish floor or ground surface measured to the bottom of the sign.

Citation:

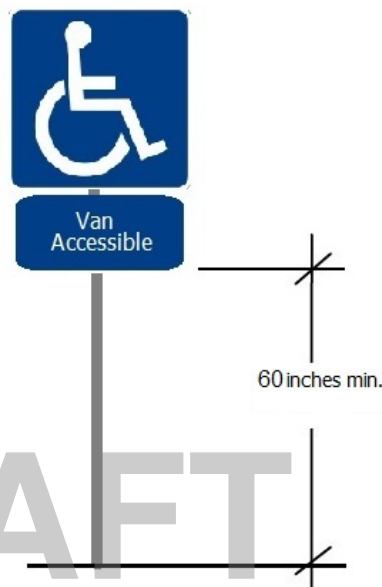
2010 ADAS Section: 502.6

As Built:

Signage is less than 60 inches from bottom of edge of sign to ground.

Recommendation:

Install signage at required height.



EXTERIOR SITE: E2 Accessible Parking (10 spaces) in Main Lot

Finding: 6

The required parking signage is missing.

Parking space identification signs shall include the International Symbol of Accessibility (ISA). Signs identifying van parking spaces shall contain the designation "van accessible." All signs shall be 60 inches minimum above the finish floor or ground surface measured to the bottom of the sign.

2010 ADAS Section 502.6

Parking space identification signs shall include the International Symbol of Accessibility complying with 703.7.2.1. Signs identifying van parking spaces shall contain the designation "van accessible." Signs shall be 60 inches (1525 mm) minimum above the finish floor or ground surface measured to the bottom of the sign.

Citation:

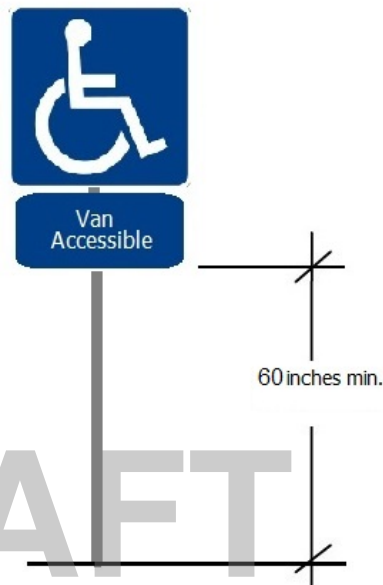
2010 ADAS Section: 502.6

As Built:

Signage is missing.

Recommendation:

Install signage.



EXTERIOR SITE: E3 Staff Parking

Finding: 7

The parking sign is mounted too low.

Parking space identification signs shall include the International Symbol of Accessibility. Signs identifying van parking spaces shall contain the designation "van accessible." Signs shall be 60 inches minimum above the finish floor or ground surface measured to the bottom of the sign.

2010 ADAS Section 502.6

Parking space identification signs shall include the International Symbol of Accessibility complying with 703.7.2.1. Signs identifying van parking spaces shall contain the designation "van accessible." Signs shall be 60 inches (1525 mm) minimum above the finish floor or ground surface measured to the bottom of the sign.

Citation:

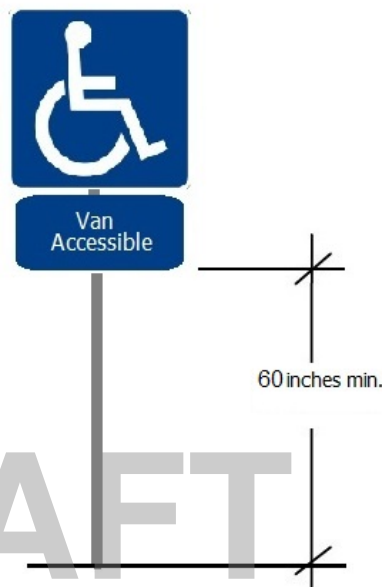
2010 ADAS Section: 502.6

As Built:

Identification sign for accessible parking space is not mounted at required height.

Recommendation:

Remount identification parking signage at 60 inches min. from ground to bottom most of the sign.



EXTERIOR SITE: E4 Path of Travel from Accessible Parking to Ice Rink Entrance

Finding: 8

The accessible features have not been maintained in operable working order.

A public entity shall maintain in operable working condition those features of facilities and equipment that are required to be readily accessible to and usable by persons with disabilities by the Act or this part.

2010 ADAS Section 28 C.F.R. Section 36.211(a)

(a) A public accommodation shall maintain in operable working condition those features of facilities and equipment that are required to be readily accessible to and usable by persons with disabilities by the Act or this part.

Citation:

2010 ADAS Section: 28 C.F.R. Section 36.211(a)

As Built:

Contrasting color strip not provided at all stair nosings.

Recommendation:

Provide contrasting color strips at all exterior stair treads.

DRAFT

EXTERIOR SITE: E4 Path of Travel from Accessible Parking to Ice Rink Entrance

Finding: 9

The accessible route contains loose gravel and/or surface materials that do not provide for a stable, firm slip resistant surface.

Floor and ground surfaces shall be stable, firm, and slip resistant.

2010 ADAS Section 302.1

Floor and ground surfaces shall be stable, firm, and slip resistant and shall comply with 302.

Citation:

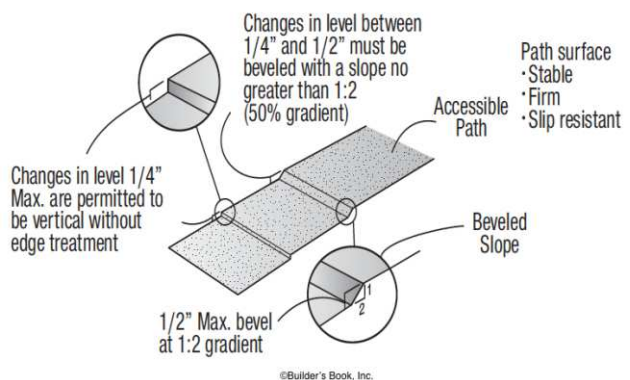
2010 ADAS Section: 302.1

As Built:

N/A

Recommendation:

N/A - Refer to Finding



EXTERIOR SITE: E5 Accessible Parking (spaces) Therapy Pool

Finding: 10

Directions: Notes added to the As-Built field will carry over once the finding is updated.

Text / Notes added in the Finding Text, Item or Recommendation fields will be replaced when the drop-down menu selections are updated.

2010 ADAS Section Advisory
None

Citation:

2010 ADAS Section: Advisory

As Built:

N/A

Recommendation:

N/A - Refer to Finding



FIRST LEVEL: F1 Central Stairs

Finding: 11

The handrails are not spaced correctly from the wall.

Handrails for stairs and ramps projecting from a wall shall have a space of 1-1/2 inches minimum between the wall and the handrail. Any wall or other surface adjacent to the handrail shall be free of sharp or abrasive elements.

2010 ADAS Section 505.5

Clearance between handrail gripping surfaces and adjacent surfaces shall be 1 1/2 inches (38 mm) minimum.

Citation:

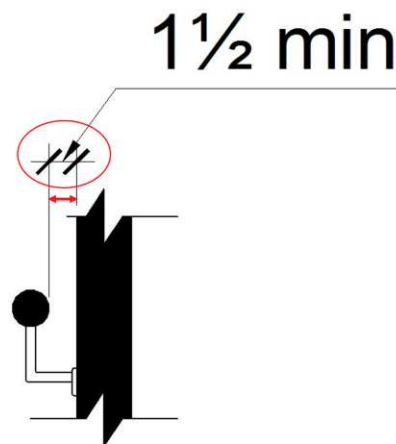

2010 ADAS Section: 505.5

As Built:

Current clearances measure 2 inches to 4.25 inches.

Recommendation:

Remount existing handrails.



FIRST LEVEL: F2 Ice Rink Lower Entries

Finding: 12

The opening force for the spring hinges is in excess of the maximum allowed.

The maximum allowable opening force is 5 pounds.

These forces do not apply to the force required to retract latch bolts or disengage other devices that hold the door or gate in a closed position.

Spring hinges shall be adjusted so that from the open position of 70 degrees, the gate shall move to the closed position in 1.5 seconds minimum.

2010 ADAS Section 404.2.9

Fire doors shall have a minimum opening force allowable by the appropriate administrative authority. The force for pushing or pulling open a door or gate other than fire doors shall be as follows: 1. Interior hinged doors and gates: 5 pounds (22.2 N) maximum. 2. Sliding or folding doors: 5 pounds (22.2 N) maximum. These forces do not apply to the force required to retract latch bolts or disengage other devices that hold the door or gate in a closed position.

Citation:

2010 ADAS Section: 404.2.9

As Built:

Excessive force required to open door.

Recommendation:

Adjust door closer to not exceed 5 lbs of force.



FIRST LEVEL: F2 Ice Rink Lower Entries

Finding: 13

The tactile EXIT sign is missing at the door.

Wall signs identifying exits shall have characters raised 1/32 inch minimum and shall be uppercase characters a minimum of 5/8 inch and a maximum of 2 inches high. Braille shall be placed directly below the tactile characters; flush left or centered. Signs shall be located a minimum of 48 inches above the floor, measured from the baseline of the lowest tactile characters and 60 inches maximum above the finish floor or ground surface, measured from the baseline of the highest tactile characters.

Where a tactile sign is provided at a door, the sign shall be located on the latch side. Where a tactile sign is provided at double doors the sign shall be located to the right of the right-hand door. Where there is no wall space at the latch side of a single door or at the right side of double doors, signs shall be located on the nearest adjacent wall.

2010 ADAS Section 216.4.1

Doors at exit passageways, exit discharge, and exit stairways shall be identified by tactile signs complying with 703.1, 703.2, and 703.5.

Citation:

2010 ADAS Section: 216.4.1

As Built:

Signs for people with vision impairments are not provided.

Recommendation:

Provide raised letter/braille "Exit Route" sign at door.



FIRST LEVEL: F3 Ice Rink Seating

Finding: 14

The opening force for the spring hinges is in excess of the maximum allowed.

The maximum allowable opening force is 5 pounds.

These forces do not apply to the force required to retract latch bolts or disengage other devices that hold the door or gate in a closed position.

Spring hinges shall be adjusted so that from the open position of 70 degrees, the gate shall move to the closed position in 1.5 seconds minimum.

2010 ADAS Section 404.2.9

Fire doors shall have a minimum opening force allowable by the appropriate administrative authority. The force for pushing or pulling open a door or gate other than fire doors shall be as follows: 1. Interior hinged doors and gates: 5 pounds (22.2 N) maximum. 2. Sliding or folding doors: 5 pounds (22.2 N) maximum. These forces do not apply to the force required to retract latch bolts or disengage other devices that hold the door or gate in a closed position.

Citation:

2010 ADAS Section: 404.2.9

As Built:

Excessive force required to open door.

Recommendation:

Adjust door closer to not exceed 5 lbs of force.



FIRST LEVEL: F3 Ice Rink Seating

Finding: 15

The tactile EXIT sign is missing at the door.

Wall signs identifying exits shall have characters raised 1/32 inch minimum and shall be uppercase characters a minimum of 5/8 inch and a maximum of 2 inches high. Braille shall be placed directly below the tactile characters; flush left or centered. Signs shall be located a minimum of 48 inches above the floor, measured from the baseline of the lowest tactile characters and 60 inches maximum above the finish floor or ground surface, measured from the baseline of the highest tactile characters.

Where a tactile sign is provided at a door, the sign shall be located on the latch side. Where a tactile sign is provided at double doors the sign shall be located to the right of the right-hand door. Where there is no wall space at the latch side of a single door or at the right side of double doors, signs shall be located on the nearest adjacent wall.

2010 ADAS Section 216.4.1

Doors at exit passageways, exit discharge, and exit stairways shall be identified by tactile signs complying with 703.1, 703.2, and 703.5.

Citation:

2010 ADAS Section: 216.4.1

As Built:

Signs for people with vision impairments are not provided.

Recommendation:

Provide raised letter/braille "Exit Route" sign at door.



FIRST LEVEL: F3 Ice Rink Seating

Finding: 16

Directions: Notes added to the As-Built field will carry over once the finding is updated.

Text / Notes added in the Finding Text, Item or Recommendation fields will be replaced when the drop-down menu selections are updated.

2010 ADAS Section Advisory

None

Citation:

2010 ADAS Section: Advisory

As Built:

N/A

Recommendation:

N/A - Refer to Finding



FIRST LEVEL: F4 Path of Travel to Team Boxes

Finding: 17

The tactile EXIT sign is missing at the door.

Wall signs identifying exits shall have characters raised 1/32 inch minimum and shall be uppercase characters a minimum of 5/8 inch and a maximum of 2 inches high. Braille shall be placed directly below the tactile characters; flush left or centered. Signs shall be located a minimum of 48 inches above the floor, measured from the baseline of the lowest tactile characters and 60 inches maximum above the finish floor or ground surface, measured from the baseline of the highest tactile characters.

Where a tactile sign is provided at a door, the sign shall be located on the latch side. Where a tactile sign is provided at double doors the sign shall be located to the right of the right-hand door. Where there is no wall space at the latch side of a single door or at the right side of double doors, signs shall be located on the nearest adjacent wall.

2010 ADAS Section 216.4.1

Doors at exit passageways, exit discharge, and exit stairways shall be identified by tactile signs complying with 703.1, 703.2, and 703.5.

Citation:

2010 ADAS Section: 216.4.1

As Built:

Signs for people with vision impairments are not provided.

Recommendation:

Provide raised letter/braille "Exit Route" sign at door.



FIRST LEVEL: F5 Locker Room C

Finding: 18

Directions: Notes added to the As-Built field will carry over once the finding is updated.

Text / Notes added in the Finding Text, Item or Recommendation fields will be replaced when the drop-down menu selections are updated.

2010 ADAS Section Advisory

None

Citation:

2010 ADAS Section: Advisory

As Built:

N/A

Recommendation:

N/A - Refer to Finding



FIRST LEVEL: F7 Referee Locker Room

Finding: 19

Directions: Notes added to the As-Built field will carry over once the finding is updated.

Text / Notes added in the Finding Text, Item or Recommendation fields will be replaced when the drop-down menu selections are updated.

2010 ADAS Section Advisory

None

Citation:


2010 ADAS Section: Advisory

As Built:

N/A

Recommendation:

N/A - Refer to Finding



FIRST LEVEL: F8 Locker Room A

Finding: 20

Directions: Notes added to the As-Built field will carry over once the finding is updated.

Text / Notes added in the Finding Text, Item or Recommendation fields will be replaced when the drop-down menu selections are updated.

2010 ADAS Section Advisory

None

Citation:

2010 ADAS Section: Advisory

As Built:

N/A

Recommendation:

N/A - Refer to Finding



FIRST LEVEL: F10 Restroom Corridor

Finding: 21

The tactile EXIT sign is missing at the door.

Wall signs identifying exits shall have characters raised 1/32 inch minimum and shall be uppercase characters a minimum of 5/8 inch and a maximum of 2 inches high. Braille shall be placed directly below the tactile characters; flush left or centered. Signs shall be located a minimum of 48 inches above the floor, measured from the baseline of the lowest tactile characters and 60 inches maximum above the finish floor or ground surface, measured from the baseline of the highest tactile characters.

Where a tactile sign is provided at a door, the sign shall be located on the latch side. Where a tactile sign is provided at double doors the sign shall be located to the right of the right-hand door. Where there is no wall space at the latch side of a single door or at the right side of double doors, signs shall be located on the nearest adjacent wall.

2010 ADAS Section 216.4.1

Doors at exit passageways, exit discharge, and exit stairways shall be identified by tactile signs complying with 703.1, 703.2, and 703.5.

Citation:

2010 ADAS Section: 216.4.1

As Built:

Signs for people with vision impairments are not provided.

Recommendation:

Provide raised letter/braille "Exit Route" sign at door.



FIRST LEVEL: F11 Women's Restroom

Finding: 22

Directions: Notes added to the As-Built field will carry over once the finding is updated.

Text / Notes added in the Finding Text, Item or Recommendation fields will be replaced when the drop-down menu selections are updated.

2010 ADAS Section Advisory
None

Citation:

2010 ADAS Section: Advisory

As Built:

N/A

Recommendation:

N/A - Refer to Finding



FIRST LEVEL: F12 Men's Restroom

Finding: 23

Directions: Notes added to the As-Built field will carry over once the finding is updated.

Text / Notes added in the Finding Text, Item or Recommendation fields will be replaced when the drop-down menu selections are updated.

2010 ADAS Section Advisory
None

Citation:


2010 ADAS Section: Advisory

As Built:

N/A

Recommendation:

N/A - Refer to Finding



FIRST LEVEL: F13 Ice Rink Counter

Finding: 24

Directions: Notes added to the As-Built field will carry over once the finding is updated.

Text / Notes added in the Finding Text, Item or Recommendation fields will be replaced when the drop-down menu selections are updated.

2010 ADAS Section Advisory

None

Citation:

2010 ADAS Section: Advisory

As Built:

N/A

Recommendation:

N/A - Refer to Finding



FIRST LEVEL: F14 Ramp Leading to Ice Rink Lobby

Finding: 25

Directions: Notes added to the As-Built field will carry over once the finding is updated.

Text / Notes added in the Finding Text, Item or Recommendation fields will be replaced when the drop-down menu selections are updated.

2010 ADAS Section Advisory
None

Citation:


2010 ADAS Section: Advisory

As Built:

N/A

Recommendation:

N/A - Refer to Finding



FIRST LEVEL: F15 Stairs Leading to Ice Rink Lobby

Finding: 26

Directions: Notes added to the As-Built field will carry over once the finding is updated.

Text / Notes added in the Finding Text, Item or Recommendation fields will be replaced when the drop-down menu selections are updated.

2010 ADAS Section Advisory
None

Citation:

2010 ADAS Section: Advisory

As Built:

N/A

Recommendation:

N/A - Refer to Finding



FIRST LEVEL: F16 Gymnasium

Finding: 27

The tactile EXIT sign is missing at the door.

Wall signs identifying exits shall have characters raised 1/32 inch minimum and shall be uppercase characters a minimum of 5/8 inch and a maximum of 2 inches high. Braille shall be placed directly below the tactile characters; flush left or centered. Signs shall be located a minimum of 48 inches above the floor, measured from the baseline of the lowest tactile characters and 60 inches maximum above the finish floor or ground surface, measured from the baseline of the highest tactile characters.

Where a tactile sign is provided at a door, the sign shall be located on the latch side. Where a tactile sign is provided at double doors the sign shall be located to the right of the right-hand door. Where there is no wall space at the latch side of a single door or at the right side of double doors, signs shall be located on the nearest adjacent wall.

2010 ADAS Section 216.4.1

Doors at exit passageways, exit discharge, and exit stairways shall be identified by tactile signs complying with 703.1, 703.2, and 703.5.

Citation:

2010 ADAS Section: 216.4.1

As Built:

Signs for people with vision impairments are not provided.

Recommendation:

Provide raised letter/braille "Exit Route" sign at door.



FIRST LEVEL: F16 Gymnasium

Finding: 28

Directions: Notes added to the As-Built field will carry over once the finding is updated.

Text / Notes added in the Finding Text, Item or Recommendation fields will be replaced when the drop-down menu selections are updated.

2010 ADAS Section Advisory
None

Citation:

2010 ADAS Section: Advisory

As Built:

N/A

Recommendation:

N/A - Refer to Finding



FIRST LEVEL: F17 Racquetball Courts

Finding: 29

Directions: Notes added to the As-Built field will carry over once the finding is updated.

Text / Notes added in the Finding Text, Item or Recommendation fields will be replaced when the drop-down menu selections are updated.

2010 ADAS Section Advisory

None

Citation:

2010 ADAS Section: Advisory

As Built:

N/A

Recommendation:

N/A - Refer to Finding



FIRST LEVEL: F18 Emergency Exit Corridor and Stairs

Finding: 30

The tactile EXIT sign is missing at the door.

Wall signs identifying exits shall have characters raised 1/32 inch minimum and shall be uppercase characters a minimum of 5/8 inch and a maximum of 2 inches high. Braille shall be placed directly below the tactile characters; flush left or centered. Signs shall be located a minimum of 48 inches above the floor, measured from the baseline of the lowest tactile characters and 60 inches maximum above the finish floor or ground surface, measured from the baseline of the highest tactile characters.

Where a tactile sign is provided at a door, the sign shall be located on the latch side. Where a tactile sign is provided at double doors the sign shall be located to the right of the right-hand door. Where there is no wall space at the latch side of a single door or at the right side of double doors, signs shall be located on the nearest adjacent wall.

2010 ADAS Section 216.4.1

Doors at exit passageways, exit discharge, and exit stairways shall be identified by tactile signs complying with 703.1, 703.2, and 703.5.

Citation:


2010 ADAS Section: 216.4.1

As Built:

Signs for people with vision impairments are not provided.

Recommendation:

Provide raised letter/braille "Exit Route" sign at door.



FIRST LEVEL: F19 Men's Pool Locker Room

Finding: 31

Directions: Notes added to the As-Built field will carry over once the finding is updated.

Text / Notes added in the Finding Text, Item or Recommendation fields will be replaced when the drop-down menu selections are updated.

2010 ADAS Section Advisory
None

Citation:


2010 ADAS Section: Advisory

As Built:

N/A

Recommendation:

N/A - Refer to Finding



FIRST LEVEL: F22 Stairs and Bleachers to Pool

Finding: 32

Directions: Notes added to the As-Built field will carry over once the finding is updated.

Text / Notes added in the Finding Text, Item or Recommendation fields will be replaced when the drop-down menu selections are updated.

2010 ADAS Section Advisory
None

Citation:

2010 ADAS Section: Advisory

As Built:

N/A

Recommendation:

N/A - Refer to Finding



FIRST LEVEL: F23 Ramp to Diving Board Area

Finding: 33

Directions: Notes added to the As-Built field will carry over once the finding is updated.

Text / Notes added in the Finding Text, Item or Recommendation fields will be replaced when the drop-down menu selections are updated.

2010 ADAS Section Advisory
None

Citation:


2010 ADAS Section: Advisory

As Built:

N/A

Recommendation:

N/A - Refer to Finding



FIRST LEVEL: F26 Perimeter of Pool Area

Finding: 34

The tactile EXIT sign is missing at the door.

Wall signs identifying exits shall have characters raised 1/32 inch minimum and shall be uppercase characters a minimum of 5/8 inch and a maximum of 2 inches high. Braille shall be placed directly below the tactile characters; flush left or centered. Signs shall be located a minimum of 48 inches above the floor, measured from the baseline of the lowest tactile characters and 60 inches maximum above the finish floor or ground surface, measured from the baseline of the highest tactile characters.

Where a tactile sign is provided at a door, the sign shall be located on the latch side. Where a tactile sign is provided at double doors the sign shall be located to the right of the right-hand door. Where there is no wall space at the latch side of a single door or at the right side of double doors, signs shall be located on the nearest adjacent wall.

2010 ADAS Section 216.4.1

Doors at exit passageways, exit discharge, and exit stairways shall be identified by tactile signs complying with 703.1, 703.2, and 703.5.

Citation:

2010 ADAS Section: 216.4.1

As Built:

Signs for people with vision impairments are not provided.

Recommendation:

Provide raised letter/braille "Exit Route" sign at door.



FIRST LEVEL: F26 Perimeter of Pool Area

Finding: 35

Directions: Notes added to the As-Built field will carry over once the finding is updated.

Text / Notes added in the Finding Text, Item or Recommendation fields will be replaced when the drop-down menu selections are updated.

2010 ADAS Section Advisory

None

Citation:

2010 ADAS Section: Advisory

As Built:

N/A

Recommendation:

N/A - Refer to Finding



FIRST LEVEL: F27 Therapy Pool

Finding: 36

The tactile EXIT sign is missing at the door.

Wall signs identifying exits shall have characters raised 1/32 inch minimum and shall be uppercase characters a minimum of 5/8 inch and a maximum of 2 inches high. Braille shall be placed directly below the tactile characters; flush left or centered. Signs shall be located a minimum of 48 inches above the floor, measured from the baseline of the lowest tactile characters and 60 inches maximum above the finish floor or ground surface, measured from the baseline of the highest tactile characters.

Where a tactile sign is provided at a door, the sign shall be located on the latch side. Where a tactile sign is provided at double doors the sign shall be located to the right of the right-hand door. Where there is no wall space at the latch side of a single door or at the right side of double doors, signs shall be located on the nearest adjacent wall.

2010 ADAS Section 216.4.1

Doors at exit passageways, exit discharge, and exit stairways shall be identified by tactile signs complying with 703.1, 703.2, and 703.5.

Citation:

2010 ADAS Section: 216.4.1

As Built:

Signs for people with vision impairments are not provided.

Recommendation:

Provide raised letter/braille "Exit Route" sign at door.

Signs for people with vision impairments are not provided.

DRAFT

Finding: 36 *(Continued)*



DRAFT

FIRST LEVEL: F27 Therapy Pool

Finding: 37

The tactile EXIT sign is missing at the door.

Wall signs identifying exits shall have characters raised 1/32 inch minimum and shall be uppercase characters a minimum of 5/8 inch and a maximum of 2 inches high. Braille shall be placed directly below the tactile characters; flush left or centered. Signs shall be located a minimum of 48 inches above the floor, measured from the baseline of the lowest tactile characters and 60 inches maximum above the finish floor or ground surface, measured from the baseline of the highest tactile characters.

Where a tactile sign is provided at a door, the sign shall be located on the latch side. Where a tactile sign is provided at double doors the sign shall be located to the right of the right-hand door. Where there is no wall space at the latch side of a single door or at the right side of double doors, signs shall be located on the nearest adjacent wall.

2010 ADAS Section 216.4.1

Doors at exit passageways, exit discharge, and exit stairways shall be identified by tactile signs complying with 703.1, 703.2, and 703.5.

Citation:

2010 ADAS Section: 216.4.1

As Built:

Signs for people with vision impairments are not provided.

Recommendation:

Provide raised letter/braille "Exit Route" sign at door.

Signs for people with vision impairments are not provided.

DRAFT

Finding: 37 *(Continued)*



DRAFT

FIRST LEVEL: F27 Therapy Pool

Finding: 38

Directions: Notes added to the As-Built field will carry over once the finding is updated.

Text / Notes added in the Finding Text, Item or Recommendation fields will be replaced when the drop-down menu selections are updated.

2010 ADAS Section Advisory
None

Citation:

2010 ADAS Section: Advisory

As Built:

N/A

Recommendation:

N/A - Refer to Finding



FIRST LEVEL: F28 Restroom and Shower Serving Therapy Pool

Finding: 39

Directions: Notes added to the As-Built field will carry over once the finding is updated.

Text / Notes added in the Finding Text, Item or Recommendation fields will be replaced when the drop-down menu selections are updated.

2010 ADAS Section Advisory

None

Citation:

2010 ADAS Section: Advisory

As Built:

N/A

Recommendation:

N/A - Refer to Finding



SECOND LEVEL: S1 Entrance Lobby

Finding: 40

Directions: Notes added to the As-Built field will carry over once the finding is updated.

Text / Notes added in the Finding Text, Item or Recommendation fields will be replaced when the drop-down menu selections are updated.

2010 ADAS Section Advisory

None

Citation:


2010 ADAS Section: Advisory

As Built:

N/A

Recommendation:

N/A - Refer to Finding



SECOND LEVEL: S2 Community Room #244

Finding: 41

The tactile EXIT sign is missing at the door.

Wall signs identifying exits shall have characters raised 1/32 inch minimum and shall be uppercase characters a minimum of 5/8 inch and a maximum of 2 inches high. Braille shall be placed directly below the tactile characters; flush left or centered. Signs shall be located a minimum of 48 inches above the floor, measured from the baseline of the lowest tactile characters and 60 inches maximum above the finish floor or ground surface, measured from the baseline of the highest tactile characters.

Where a tactile sign is provided at a door, the sign shall be located on the latch side. Where a tactile sign is provided at double doors the sign shall be located to the right of the right-hand door. Where there is no wall space at the latch side of a single door or at the right side of double doors, signs shall be located on the nearest adjacent wall.

2010 ADAS Section 216.4.1

Doors at exit passageways, exit discharge, and exit stairways shall be identified by tactile signs complying with 703.1, 703.2, and 703.5.

Citation:

2010 ADAS Section: 216.4.1

As Built:

Signs for people with vision impairments are not provided.

Recommendation:

Provide raised letter/braille "Exit Route" sign at door.

Signs for people with vision impairments are not provided.

DRAFT

Finding: 41 (Continued)



DRAFT

SECOND LEVEL: S2 Community Room #244

Finding: 42

The tactile EXIT sign is missing at the door.

Wall signs identifying exits shall have characters raised 1/32 inch minimum and shall be uppercase characters a minimum of 5/8 inch and a maximum of 2 inches high. Braille shall be placed directly below the tactile characters; flush left or centered. Signs shall be located a minimum of 48 inches above the floor, measured from the baseline of the lowest tactile characters and 60 inches maximum above the finish floor or ground surface, measured from the baseline of the highest tactile characters.

Where a tactile sign is provided at a door, the sign shall be located on the latch side. Where a tactile sign is provided at double doors the sign shall be located to the right of the right-hand door. Where there is no wall space at the latch side of a single door or at the right side of double doors, signs shall be located on the nearest adjacent wall.

2010 ADAS Section 216.4.1

Doors at exit passageways, exit discharge, and exit stairways shall be identified by tactile signs complying with 703.1, 703.2, and 703.5.

Citation:

2010 ADAS Section: 216.4.1

As Built:

Signs for people with vision impairments are not provided.

Recommendation:

Provide raised letter/braille "Exit Route" sign at door.



SECOND LEVEL: S2 Community Room #244

Finding: 43

Directions: Notes added to the As-Built field will carry over once the finding is updated.

Text / Notes added in the Finding Text, Item or Recommendation fields will be replaced when the drop-down menu selections are updated.

2010 ADAS Section Advisory

None

Citation:

2010 ADAS Section: Advisory

As Built:

N/A

Recommendation:

N/A - Refer to Finding



SECOND LEVEL: S3 Play Zone #204

Finding: 44

The tactile EXIT sign is missing at the door.

Wall signs identifying exits shall have characters raised 1/32 inch minimum and shall be uppercase characters a minimum of 5/8 inch and a maximum of 2 inches high. Braille shall be placed directly below the tactile characters; flush left or centered. Signs shall be located a minimum of 48 inches above the floor, measured from the baseline of the lowest tactile characters and 60 inches maximum above the finish floor or ground surface, measured from the baseline of the highest tactile characters.

Where a tactile sign is provided at a door, the sign shall be located on the latch side. Where a tactile sign is provided at double doors the sign shall be located to the right of the right-hand door. Where there is no wall space at the latch side of a single door or at the right side of double doors, signs shall be located on the nearest adjacent wall.

2010 ADAS Section 216.4.1

Doors at exit passageways, exit discharge, and exit stairways shall be identified by tactile signs complying with 703.1, 703.2, and 703.5.

Citation:

2010 ADAS Section: 216.4.1

As Built:

Signs for people with vision impairments are not provided.

Recommendation:

Provide raised letter/braille "Exit Route" sign at door.



SECOND LEVEL: S3 Play Zone #204

Finding: 45

Directions: Notes added to the As-Built field will carry over once the finding is updated.

Text / Notes added in the Finding Text, Item or Recommendation fields will be replaced when the drop-down menu selections are updated.

2010 ADAS Section Advisory
None

Citation:

2010 ADAS Section: Advisory

As Built:

N/A

Recommendation:

N/A - Refer to Finding



SECOND LEVEL: S4 Play Zone Restroom

Finding: 46

Directions: Notes added to the As-Built field will carry over once the finding is updated.

Text / Notes added in the Finding Text, Item or Recommendation fields will be replaced when the drop-down menu selections are updated.

2010 ADAS Section Advisory
None

Citation:

2010 ADAS Section: Advisory

As Built:

N/A

Recommendation:

N/A - Refer to Finding



SECOND LEVEL: S5 Corridor to Restrooms and Classrooms

Finding: 47

Directions: Notes added to the As-Built field will carry over once the finding is updated.

Text / Notes added in the Finding Text, Item or Recommendation fields will be replaced when the drop-down menu selections are updated.

2010 ADAS Section Advisory

None

Citation:


2010 ADAS Section: Advisory

As Built:

N/A

Recommendation:

N/A - Refer to Finding



SECOND LEVEL: S6 Patio Area

Finding: 48

Directions: Notes added to the As-Built field will carry over once the finding is updated.

Text / Notes added in the Finding Text, Item or Recommendation fields will be replaced when the drop-down menu selections are updated.

2010 ADAS Section Advisory
None

Citation:


2010 ADAS Section: Advisory

As Built:

N/A

Recommendation:

N/A - Refer to Finding



SECOND LEVEL: S7 Classroom #218

Finding: 49

Directions: Notes added to the As-Built field will carry over once the finding is updated.

Text / Notes added in the Finding Text, Item or Recommendation fields will be replaced when the drop-down menu selections are updated.

2010 ADAS Section Advisory
None

Citation:

2010 ADAS Section: Advisory

As Built:

N/A

Recommendation:

N/A - Refer to Finding



SECOND LEVEL: S8 Classroom #217

Finding: 50

Directions: Notes added to the As-Built field will carry over once the finding is updated.

Text / Notes added in the Finding Text, Item or Recommendation fields will be replaced when the drop-down menu selections are updated.

2010 ADAS Section Advisory
None

Citation:

2010 ADAS Section: Advisory

As Built:

N/A

Recommendation:

N/A - Refer to Finding



SECOND LEVEL: S9 Women's Restroom

Finding: 51

Directions: Notes added to the As-Built field will carry over once the finding is updated.

Text / Notes added in the Finding Text, Item or Recommendation fields will be replaced when the drop-down menu selections are updated.

2010 ADAS Section Advisory
None

Citation:

2010 ADAS Section: Advisory

As Built:

N/A

Recommendation:

N/A - Refer to Finding



SECOND LEVEL: S10 Men's Restroom

Finding: 52

Directions: Notes added to the As-Built field will carry over once the finding is updated.

Text / Notes added in the Finding Text, Item or Recommendation fields will be replaced when the drop-down menu selections are updated.

2010 ADAS Section Advisory
None

Citation:

2010 ADAS Section: Advisory

As Built:

N/A

Recommendation:

N/A - Refer to Finding



SECOND LEVEL: S11 Aerobics Room #259

Finding: 53

Directions: Notes added to the As-Built field will carry over once the finding is updated.

Text / Notes added in the Finding Text, Item or Recommendation fields will be replaced when the drop-down menu selections are updated.

2010 ADAS Section Advisory
None

Citation:

2010 ADAS Section: Advisory

As Built:

N/A

Recommendation:

N/A - Refer to Finding



SECOND LEVEL: S12 Corridor to Track

Finding: 54

Directions: Notes added to the As-Built field will carry over once the finding is updated.

Text / Notes added in the Finding Text, Item or Recommendation fields will be replaced when the drop-down menu selections are updated.

2010 ADAS Section Advisory

None

Citation:


2010 ADAS Section: Advisory

As Built:

N/A

Recommendation:

N/A - Refer to Finding



SECOND LEVEL: S13 Men's Exercise Restroom

Finding: 55

Directions: Notes added to the As-Built field will carry over once the finding is updated.

Text / Notes added in the Finding Text, Item or Recommendation fields will be replaced when the drop-down menu selections are updated.

2010 ADAS Section Advisory
None

Citation:

2010 ADAS Section: Advisory

As Built:

N/A

Recommendation:

N/A - Refer to Finding



SECOND LEVEL: S14 Women's Restroom

Finding: 56

Directions: Notes added to the As-Built field will carry over once the finding is updated.

Text / Notes added in the Finding Text, Item or Recommendation fields will be replaced when the drop-down menu selections are updated.

2010 ADAS Section Advisory
None

Citation:

2010 ADAS Section: Advisory

As Built:

N/A

Recommendation:

N/A - Refer to Finding



SECOND LEVEL: S15 Life Style Center

Finding: 57

Directions: Notes added to the As-Built field will carry over once the finding is updated.

Text / Notes added in the Finding Text, Item or Recommendation fields will be replaced when the drop-down menu selections are updated.

2010 ADAS Section Advisory

None

Citation:

2010 ADAS Section: Advisory

As Built:

N/A

Recommendation:

N/A - Refer to Finding



SECOND LEVEL: S16 Track

Finding: 58

The tactile EXIT sign is missing at the door.

Wall signs identifying exits shall have characters raised 1/32 inch minimum and shall be uppercase characters a minimum of 5/8 inch and a maximum of 2 inches high. Braille shall be placed directly below the tactile characters; flush left or centered. Signs shall be located a minimum of 48 inches above the floor, measured from the baseline of the lowest tactile characters and 60 inches maximum above the finish floor or ground surface, measured from the baseline of the highest tactile characters.

Where a tactile sign is provided at a door, the sign shall be located on the latch side. Where a tactile sign is provided at double doors the sign shall be located to the right of the right-hand door. Where there is no wall space at the latch side of a single door or at the right side of double doors, signs shall be located on the nearest adjacent wall.

2010 ADAS Section 216.4.1

Doors at exit passageways, exit discharge, and exit stairways shall be identified by tactile signs complying with 703.1, 703.2, and 703.5.

Citation:

2010 ADAS Section: 216.4.1

As Built:

Signs for people with vision impairments are not provided.

Recommendation:

Provide raised letter/braille "Exit Route" sign at door.



SECOND LEVEL: S16 Track

Finding: 59

Directions: Notes added to the As-Built field will carry over once the finding is updated.

Text / Notes added in the Finding Text, Item or Recommendation fields will be replaced when the drop-down menu selections are updated.

2010 ADAS Section Advisory

None

Citation:

2010 ADAS Section: Advisory

As Built:

N/A

Recommendation:

N/A - Refer to Finding



SECOND LEVEL: S17 Upper Level Aerobics Room

Finding: 60

Directions: Notes added to the As-Built field will carry over once the finding is updated.

Text / Notes added in the Finding Text, Item or Recommendation fields will be replaced when the drop-down menu selections are updated.

2010 ADAS Section Advisory
None

Citation:


2010 ADAS Section: Advisory

As Built:

N/A

Recommendation:

N/A - Refer to Finding



SECOND LEVEL: S18 Weights

Finding: 61

Directions: Notes added to the As-Built field will carry over once the finding is updated.

Text / Notes added in the Finding Text, Item or Recommendation fields will be replaced when the drop-down menu selections are updated.

2010 ADAS Section Advisory

None

Citation:

2010 ADAS Section: Advisory

As Built:

N/A

Recommendation:

N/A - Refer to Finding



SECOND LEVEL: S19 Accessible Seating for Ice Rink

Finding: 62

Directions: Notes added to the As-Built field will carry over once the finding is updated.

Text / Notes added in the Finding Text, Item or Recommendation fields will be replaced when the drop-down menu selections are updated.

2010 ADAS Section Advisory
None

Citation:

2010 ADAS Section: Advisory

As Built:

N/A

Recommendation:

N/A - Refer to Finding



MEZZANINE (3RD) LEVEL: T1 Elevator

Finding: 63

Directions: Notes added to the As-Built field will carry over once the finding is updated.

Text / Notes added in the Finding Text, Item or Recommendation fields will be replaced when the drop-down menu selections are updated.

2010 ADAS Section Advisory

None

Citation:


2010 ADAS Section: Advisory

As Built:

N/A

Recommendation:

N/A - Refer to Finding



MEZZANINE (3RD) LEVEL: T2 Stairs

Finding: 64

Directions: Notes added to the As-Built field will carry over once the finding is updated.

Text / Notes added in the Finding Text, Item or Recommendation fields will be replaced when the drop-down menu selections are updated.

2010 ADAS Section Advisory
None

Citation:


2010 ADAS Section: Advisory

As Built:

N/A

Recommendation:

N/A - Refer to Finding



MEZZANINE (3RD) LEVEL: T3 Exercise Floor

Finding: 65

Directions: Notes added to the As-Built field will carry over once the finding is updated.

Text / Notes added in the Finding Text, Item or Recommendation fields will be replaced when the drop-down menu selections are updated.

2010 ADAS Section Advisory

None

Citation:

2010 ADAS Section: Advisory

As Built:

N/A

Recommendation:

N/A - Refer to Finding

