

City of Santa Fe Regular Municipal Election -- March 4, 2014 -- Official Results

District #1		Mayor			Councilor	
		Dimas	Bushee	Gonzales	Lindell	Segura
Precincts	Poll Locations					
8, 30	Ft. Marcy Complex	43	108	132	210	47
9, 28	Montezuma Lodge	74	173	147	291	77
10	Ft. Marcy Complex	95	228	159	363	82
11, 20	Gonzales Community School	138	278	257	416	205
21, 83	Gonzales Community School	88	202	231	358	123
22	Montezuma Lodge	66	112	122	166	108
24	Academy at Larragoite	69	94	130	154	127
25, 33	Aspen Community Magnet School	115	127	182	222	167
26, 27	Tierra Encantada Charter School @ Alvord	83	172	152	233	131
32	Academy at Larragoite	114	108	203	212	177
Absentee/Mail	City Hall	81	109	103	177	102
Early/M-100	City Hall	127	403	438	735	182
		Dimas	Bushee	Gonzales	Lindell	Segura
Total		1093	2114	2256	3537	1528
% by District		20.01%	38.70%	41.30%	69.83%	30.17%

City of Santa Fe Registered Voters March 4, 2014 Regular Municipal Election	
District #1	17,024
District #2	14,672
District #3	12,509
District #4	13,701
Total Registered Voters	57,906

City of Santa Fe Regular Municipal Election -- March 4, 2014 -- Official Results

District #2		Mayor			Councilor				
Precincts	Poll Locations	Dimas	Bushee	Gonzales	Arellano	Maestas	Bonney	Acton	Green
36, 47	Acequia Madre Elementary School	74	161	235	78	162	48	134	16
37, 54	Capshaw Middle School	151	215	231	107	205	96	134	18
41, 42, 43	Public Schools Administration Building	120	102	222	117	134	56	81	29
44	Wood Gormley Elementary School	58	98	151	85	92	27	69	13
45, 46	Unitarian Universalist Congregation of Santa Fe	80	118	142	63	106	49	89	14
48	Elks BPOE 460 Lodge	68	104	186	63	89	46	141	11
52	E.J. Martinez Elementary School	99	80	129	139	74	33	28	17
53	Pasatiempo Senior Center	107	95	148	89	111	56	49	24
55	Elks BPOE 460 Lodge	119	182	227	115	165	75	139	22
Absentee/Mail	City Hall	49	81	97	30	97	39	46	11
Early/M-100	City Hall	74	211	418	86	263	95	202	29
		Dimas	Bushee	Gonzales	Arellano	Maestas	Bonney	Acton	Green
	Total	999	1447	2186	972	1498	620	1112	204
	% by District	21.57%	31.24%	47.19%	22.06%	34.00%	14.07%	25.24%	4.63%

City of Santa Fe Regular Municipal Election -- March 4, 2014 -- Official Results

District #3		Mayor			Councilor		
Precincts	Poll Locations	Dimas	Bushee	Gonzales	Dominguez	Jaramillo	Campos
12, 67	Sweeney Elementary School	121	46	132	133	57	100
31, 66	Salazar Elementary School	104	64	115	109	41	118
34	Salazar Elementary School	147	110	185	175	52	191
62, 75	Ortiz Middle School	123	55	97	111	55	101
64, 80	Sweeney Elementary School	144	32	114	105	53	112
86, 89	Southside Library	270	108	328	346	124	218
Absentee/Mail	City Hall	39	26	49	49	22	36
Early/M-100	City Hall	47	33	132	112	35	57
		Dimas	Bushee	Gonzales	Dominguez	Jaramillo	Campos
	Total	995	474	1152	1140	439	933
	% by District	37.96%	18.08%	43.95%	45.38%	17.48%	37.14%

City of Santa Fe Regular Municipal Election -- March 4, 2014 -- Official Results

District #4		Mayor			Councilor
Precincts	Poll Locations	Dimas	Bushee	Gonzales	Trujillo
29	Genoveva Chavez Community Center	181	75	190	316
35, 74	Nava Elementary School	131	62	112	229
38, 56	Genoveva Chavez Community Center	226	120	243	422
39, 49	Genoveva Chavez Community Center	242	73	197	377
50	Nava Elementary School	134	70	131	256
51, 76	Chaparral Elementary School	218	100	202	351
77	Chaparral Elementary School	167	81	156	285
78	Genoveva Chavez Community Center	192	147	239	400
Absentee/Mail	City Hall	68	47	87	151
Early/M-100	City Hall	120	75	220	316
		Dimas	Bushee	Gonzales	Trujillo
	Total	1679	850	1777	3103
	% by District	38.99%	19.74%	41.27%	

City of Santa Fe Charter Amendments -- March 4, 2014 -- Official Results

District #1		Charter Amendment 1 Water Protection and Conservation		Charter Amendment 2 Neighborhood Preservation		Charter Amendment 3 Support for Local Business, the Local Economy and a Living Wage for All		Charter Amendment 4 Independent Citizens' Redistricting Commission		Charter Amendment 5 Campaign Contribution Limits	
		For	Against	For	Against	For	Against	For	Against	For	Against
Precincts	Poll Locations	For	Against	For	Against	For	Against	For	Against	For	Against
8, 30	Ft. Marcy Complex	242	30	197	64	219	50	201	53	236	30
9, 28	Montezuma Lodge	341	43	299	71	319	60	292	72	338	39
10	Ft. Marcy Complex	399	71	337	112	329	130	344	92	393	68
11, 20	Gonzales Community School	568	70	461	148	537	102	448	138	549	81
21, 83	Gonzales Community School	425	68	359	121	396	99	378	97	424	65
22	Montezuma Lodge	228	59	206	74	233	56	201	71	241	44
24	Academy at Larragoite	254	34	226	54	257	29	205	66	249	33
25, 33	Aspen Community Magnet School	350	58	294	86	354	52	279	96	352	46
26, 27	Tierra Encantada Charter School @ Alvord	339	49	278	90	314	70	260	92	329	49
32	Academy at Larragoite	327	80	302	95	329	76	278	110	331	75
Absentee/Mail	City Hall	235	40	218	53	218	54	195	63	238	35
Early/M-100	City Hall	848	97	737	169	781	145	773	120	856	76
		For	Against	For	Against	For	Against	For	Against	For	Against
Total		4556	699	3914	1137	4286	923	3854	1070	4536	641
% by District		86.70%	13.30%	77.49%	22.51%	82.28%	17.72%	78.27%	21.73%	87.62%	12.38%

City of Santa Fe Charter Amendments -- March 4, 2014 -- Official Results

District #1		Charter Amendment 6 Timely Disclosure of the Purpose of Tax Increases or Bond Measures		Charter Amendment 7 Independent Audit Committee		Charter Amendment 8 Mayor's Voting Powers		Charter Amendment 9 Governance: Full-time Mayor; Regulating the Relationships Between the Mayor, the City Councilors and the City Manager and Defining the Authority of Each	
		For	Against	For	Against	For	Against	For	Against
Precincts	Poll Locations								
8, 30	Ft. Marcy Complex	251	13	235	25	217	52	157	118
9, 28	Montezuma Lodge	332	41	328	38	300	78	208	167
10	Ft. Marcy Complex	409	40	396	47	356	104	218	247
11, 20	Gonzales Community School	531	80	505	95	487	145	382	241
21, 83	Gonzales Community School	431	51	400	75	364	125	289	201
22	Montezuma Lodge	234	46	237	45	217	68	142	139
24	Academy at Larragoite	236	39	218	53	218	64	178	104
25, 33	Aspen Community Magnet School	316	72	314	72	300	98	259	139
26, 27	Tierra Encantada Charter School @ Alvord	314	50	297	70	278	93	239	147
32	Academy at Larragoite	312	87	298	93	302	100	223	181
Absentee/Mail	City Hall	235	36	215	43	221	61	163	109
Early/M-100	City Hall	847	66	830	69	738	197	533	394
		For	Against	For	Against	For	Against	For	Against
	Total	4448	621	4273	725	3998	1185	2991	2187
	% by District	87.75%	12.25%	85.49%	14.51%	77.14%	22.86%	57.76%	42.24%

City of Santa Fe Charter Amendments -- March 4, 2014 -- Official Results

District #2		Charter Amendment 1 Water Protection and Conservation		Charter Amendment 2 Neighborhood Preservation		Charter Amendment 3 Support for Local Business, the Local Economy and a Living Wage for All		Charter Amendment 4 Independent Citizens' Redistricting Commission		Charter Amendment 5 Campaign Contribution Limits	
		For	Against	For	Against	For	Against	For	Against	For	Against
Precincts	Poll Locations	For	Against	For	Against	For	Against	For	Against	For	Against
36, 47	Acequia Madre Elementary School	389	62	340	89	365	77	333	89	387	56
37, 54	Capshaw Middle School	499	78	429	134	450	122	436	112	498	71
41, 42, 43	Public Schools Administration Building	368	60	309	101	351	74	295	105	357	62
44	Wood Gormley Elementary School	263	33	208	74	239	50	203	72	268	29
45, 46	Unitarian Universalist Congregation of Santa Fe	277	57	239	73	245	80	238	76	281	43
48	Elks BPOE 460 Lodge	305	45	278	63	285	56	259	70	287	52
52	E.J. Martinez Elementary School	253	41	223	64	231	62	182	97	249	39
53	Pasatiempo Senior Center	274	68	231	98	253	82	242	80	281	56
55	Elks BPOE 460 Lodge	426	78	361	127	366	133	356	126	433	63
Absentee/Mail	City Hall	197	25	168	49	171	51	169	48	197	24
Early/M-100	City Hall	598	86	526	146	549	127	531	120	596	74
		For	Against	For	Against	For	Against	For	Against	For	Against
	Total	3849	633	3312	1018	3505	914	3244	995	3834	569
	% by District	85.88%	14.12%	76.49%	23.51%	79.32%	20.68%	76.53%	23.47%	87.08%	12.92%

City of Santa Fe Charter Amendments -- March 4, 2014 -- Official Results

District #2		Charter Amendment 6 Timely Disclosure of the Purpose of Tax Increases or Bond Measures		Charter Amendment 7 Independent Audit Committee		Charter Amendment 8 Mayor's Voting Powers		Charter Amendment 9 Governance: Full-time Mayor; Regulating the Relationships Between the Mayor, the City Councilors and the City Manager and Defining the Authority of Each	
		For	Against	For	Against	For	Against	For	Against
Precincts	Poll Locations	For	Against	For	Against	For	Against	For	Against
36, 47	Acequia Madre Elementary School	379	51	368	59	361	77	245	195
37, 54	Capshaw Middle School	507	48	481	73	451	114	310	260
41, 42, 43	Public Schools Administration Building	342	68	316	89	302	114	260	158
44	Wood Gormley Elementary School	261	27	249	33	214	69	167	122
45, 46	Unitarian Universalist Congregation of Santa Fe	292	26	276	41	235	81	162	156
48	Elks BPOE 460 Lodge	288	48	287	43	265	75	184	155
52	E.J. Martinez Elementary School	244	41	236	48	203	88	181	108
53	Pasatiempo Senior Center	279	49	261	66	232	96	177	158
55	Elks BPOE 460 Lodge	464	33	430	55	378	116	250	249
Absentee/Mail	City Hall	195	22	188	28	177	37	119	101
Early/M-100	City Hall	599	61	587	62	568	103	421	252
		For	Against	For	Against	For	Against	For	Against
	Total	3850	474	3679	597	3386	970	2476	1914
	% by District	89.04%	10.96%	86.04%	13.96%	77.73%	22.27%	56.40%	43.60%

City of Santa Fe Charter Amendments -- March 4, 2014 -- Official Results

District #3		Charter Amendment 1 Water Protection and Conservation		Charter Amendment 2 Neighborhood Preservation		Charter Amendment 3 Support for Local Business, the Local Economy and a Living Wage for All		Charter Amendment 4 Independent Citizens' Redistricting Commission		Charter Amendment 5 Campaign Contribution Limits	
		For	Against	For	Against	For	Against	For	Against	For	Against
Precincts	Poll Locations	For	Against	For	Against	For	Against	For	Against	For	Against
12, 67	Sweeney Elementary School	256	31	219	63	240	46	202	74	242	40
31, 66	Salazar Elementary School	228	44	195	74	219	52	183	76	229	37
34	Salazar Elementary School	372	61	327	90	361	65	291	110	368	54
62, 75	Ortiz Middle School	223	45	195	63	213	54	174	75	220	41
64, 80	Sweeney Elementary School	221	53	194	71	227	48	192	71	219	49
86, 89	Southside Library	565	118	502	171	528	157	488	174	572	105
Absentee/Mail	City Hall	95	11	83	21	81	27	77	27	94	13
Early/M-100	City Hall	177	29	154	47	168	40	157	44	181	25
		For	Against	For	Against	For	Against	For	Against	For	Against
	Total	2137	392	1869	600	2037	489	1764	651	2125	364
	% by District	84.50%	15.50%	75.70%	24.30%	80.64%	19.36%	73.04%	26.96%	85.38%	14.62%

City of Santa Fe Charter Amendments -- March 4, 2014 -- Official Results

District #3		Charter Amendment 6 Timely Disclosure of the Purpose of Tax Increases or Bond Measures		Charter Amendment 7 Independent Audit Committee		Charter Amendment 8 Mayor's Voting Powers		Charter Amendment 9 Governance; Full-time Mayor; Regulating the Relationships Between the Mayor, the City Councilors and the City Manager and Defining the Authority of Each	
		For	Against	For	Against	For	Against	For	Against
Precincts	Poll Locations								
12, 67	Sweeney Elementary School	215	62	213	63	204	78	168	114
31, 66	Salazar Elementary School	208	60	193	67	207	60	175	95
34	Salazar Elementary School	353	61	331	75	300	115	259	156
62, 75	Ortiz Middle School	199	53	198	60	188	70	171	92
64, 80	Sweeney Elementary School	209	52	199	62	206	62	188	80
86, 89	Southside Library	591	80	528	135	529	152	437	240
Absentee/Mail	City Hall	91	16	85	15	81	30	56	55
Early/M-100	City Hall	169	32	163	40	164	42	147	64
		For	Against	For	Against	For	Against	For	Against
	Total	2035	416	1910	517	1879	609	1601	896
	% by District	83.03%	16.97%	78.70%	21.30%	75.52%	24.48%	64.12%	35.88%

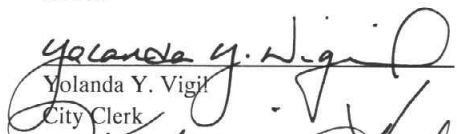
City of Santa Fe Charter Amendments -- March 4, 2014 -- Official Results


District #4		Charter Amendment 1 Water Protection and Conservation		Charter Amendment 2 Neighborhood Preservation		Charter Amendment 3 Support for Local Business, the Local Economy and a Living Wage for All		Charter Amendment 4 Independent Citizens' Redistricting Commission		Charter Amendment 5 Campaign Contribution Limits	
		For	Against	For	Against	For	Against	For	Against	For	Against
Precincts	Poll Locations	For	Against	For	Against	For	Against	For	Against	For	Against
29	Genoveva Chavez Community Center	346	77	300	115	316	107	306	106	359	64
35, 74	Nava Elementary School	239	51	205	74	232	59	185	89	238	51
38, 56	Genoveva Chavez Community Center	476	84	412	133	463	95	393	140	483	79
39, 49	Genoveva Chavez Community Center	397	88	328	137	360	120	317	147	387	93
50	Nava Elementary School	257	63	219	92	249	69	225	86	276	44
51, 76	Chaparral Elementary School	410	87	338	145	368	124	350	121	412	83
77	Chaparral Elementary School	319	67	274	106	289	99	265	102	324	58
78	Genoveva Chavez Community Center	466	85	415	127	416	132	409	129	487	66
Absentee/Mail	City Hall	174	23	140	55	160	37	153	36	173	21
Early/M-100	City Hall	332	68	288	104	298	97	291	102	323	74
		For	Against	For	Against	For	Against	For	Against	For	Against
	Total	3416	693	2919	1088	3151	939	2894	1058	3462	633
	% by District	83.13%	16.87%	72.85%	27.15%	77.04%	22.96%	73.23%	26.77%	84.54%	15.46%


City of Santa Fe Charter Amendments -- March 4, 2014 -- Official Results									
District #4		Charter Amendment 6 Timely Disclosure of the Purpose of Tax Increases or Bond Measures		Charter Amendment 7 Independent Audit Committee		Charter Amendment 8 Mayor's Voting Powers		Charter Amendment 9 Governance: Full-time Mayor; Regulating the Relationships Between the Mayor, the City Councilors and the City Manager and Defining the Authority of Each	
		Precincts	Poll Locations	For	Against	For	Against	For	Against
29	Genoveva Chavez Community Center	349	66	346	66	315	109	227	196
35, 74	Nava Elementary School	219	61	217	63	193	94	153	139
38, 56	Genoveva Chavez Community Center	463	80	431	107	418	144	337	226
39, 49	Genoveva Chavez Community Center	367	101	357	107	360	119	265	213
50	Nava Elementary School	262	52	236	67	226	94	170	154
51, 76	Chaparral Elementary School	404	71	368	105	358	136	282	212
77	Chaparral Elementary School	313	60	301	70	296	93	221	165
78	Genoveva Chavez Community Center	484	58	450	92	424	125	328	222
Absentee/Mail	City Hall	166	24	164	25	148	46	109	86
Early/M-100	City Hall	314	73	310	79	286	114	236	164
		For	Against	For	Against	For	Against	For	Against
	Total	3341	646	3180	781	3024	1074	2328	1777
	% by District	83.80%	16.20%	80.28%	19.72%	73.79%	26.21%	56.71%	43.29%


We, the undersigned, certify the above and foregoing is a correct canvass of the election held on March 4, 2014.


Attest:



 Yolanda Y. Vigil
 City Clerk



 Melissa Helberg


 George Anaya, Jr.
 Santa Fe Magistrate Court Judge


 Patrick Ortiz


 GERALYN F. CARDENAS


 CAROLYNN L. ROIBAL


 Melissa Byers