



CITY OF SANTA FE

STRENGTHENING BEAUTIFICATION & SAFETY INITIATIVES

Highlights & Progress for Calendar Year 2024

2025
Progress Report



*Community Beautification
Enhancements*



*Transportation Infrastructure
Improvements*



*Community Health & Safety
Advancements*



CITY OF SANTA FE



santafenm.gov



CITY OF SANTA FE

City of Santa Fe
Mayor



Alan Webber

Term: 01/01/22 – 12/31/25

MEET THE CITY'S ELECTED OFFICIALS



District 1

Signe I. Lindell
Mayor Pro Tem

Term: 1/1/22 - 12/31/25



District 1

Alma G. Castro

Term: 01/01/24 – 12/31/27



District 2

Carol Romero-Wirth

Term: 1/1/22 - 12/31/25



District 2

Michael Garcia

Term: 01/01/24 – 12/31/27



District 3

Lee Garcia

Term: 1/1/22 - 12/31/25



District 3

Pilar F. H. Faulkner

Term: 1/1/24 - 12/31/27



District 4

Jamie Cassutt

Term: 1/1/24 - 12/31/27



District 4

Amanda Chavez

Term: 1/1/22 - 12/31/25



City of Santa Fe, New Mexico

200 Lincoln Avenue, P.O. Box 909, Santa Fe, N.M. 87504-0909

www.santafenm.gov

Alan Webber, Mayor

Councilors:

Signe I. Lindell, Mayor Pro Tem, District 1

Alma G. Castro, District 1

Michael J. Garcia, District 2

Carol Romero-Wirth, District 2

Lee Garcia, District 3

Pilar F.H. Faulkner, District 3

Jamie Cassutt, District 4

Amanda Chavez, District 4

Dear Santa Fe Residents,

For the second year in a row, I'm proud to present this progress report on the City's efforts in support of a safe, beautiful, attractive, clean, and family-friendly Santa Fe. This booklet highlights important milestones in key performance areas that define the City's commitment to our community. Thanks to the tireless effort of our City employees and department heads, we are on track to deliver better services in a number of key areas.

When Springtime blooms in Santa Fe, City staff plants vibrant flowers in nearly 300 displays throughout the community. This program adds beautiful color to high traffic areas and creates a welcoming green environment for our residents and tourists. Plus, community gardens are growing throughout the City.

In this report you'll learn that TreeSmart Santa Fe and River and Watershed Maintenance are important elements of beautifying and greening our community. We currently monitor and maintain 261 trees city-wide with 37 more in the works. We can't do it with a devoted corps of volunteers: In 2024, we benefited from 2,600 volunteer hours devoted to rain garden upkeep, pet waste disposal, and erosion control.

As families spend more time outdoors in the warm weather, they will enjoy the City's investment of \$2.5 million in playground equipment repairs and upgrades to our athletic fields. That includes replacing 63 trash and recycling bins, with another 57 scheduled for installation. In addition, we have more than 390 miles of trails that the City maintains, with only 4 staff members assigned for maintenance and upkeep.

This report details the 9,070 work orders submitted by constituents with abandoned shopping carts accounting for 43% of all constituent complaints. The City has a \$50,000 per year contract with a private operator to retrieve and return abandoned shopping carts, contributing to a more attractive Santa Fe.

You'll get the facts on our 2-person graffiti removal team that cleaned up graffiti related to 382 citizen complaints. Also, last year City staff removed 800 tons of litter, waste, and weeds. And let's not forget potholes! In 2024 the City conducted three separate Pothole Paloozas and filled a grand total of 4,662 potholes. Even more impressive, over the last five years, we've filled more than 22,000 potholes thanks to our hardworking crews.

Those are just some of the highlights in this report. Please read it and share it with a friend. It's a great chronicle of the outstanding work delivered every day to keep Santa Fe safe, beautiful, clean, attractive—and the best place to live in the world!

Sincerely,

Alan Webber
Mayor



"Our city crews show up with passion and purpose, working hard to keep Santa Fe safe, clean, and beautiful. From streets to parks, trails to the river, we take pride in our work because our community deserves the best. Every street, every park, every trail—every day!"

- Melissa McDonald, Parks and Open Space Division Director

TABLE OF CONTENTS

2 Meet The City's Elected Officials

3 Letter from the City of Santa Fe Mayor Alan Webber

7 Overview of 2024 Beautification & Safety Work Orders

11 City Services That Benefit The Community

Community Beautification Enhancements

15 ▶ *Shopping Cart Retrieval*

19 ▶ *Graffiti Removal*

23 ▶ *Litter Pick-Up + Weed Management*

27 ▶ *Playground Equipment Repairs, Accessory Replacements & Athletics Field Upgrades*

31 ▶ *Trail Maintenance*

35 ▶ *TreeSmart Santa Fe + River & Watershed Maintenance*

39 ▶ *Turf Management*

43 ▶ *Bloom & Beautify: Color Spot, Adopt-A-Park & Community Gardens*

47 ▶ *Keep Santa Fe Beautiful Enhancements*

Transportation Infrastructure Improvements

51 ▶ *Road Maintenance*

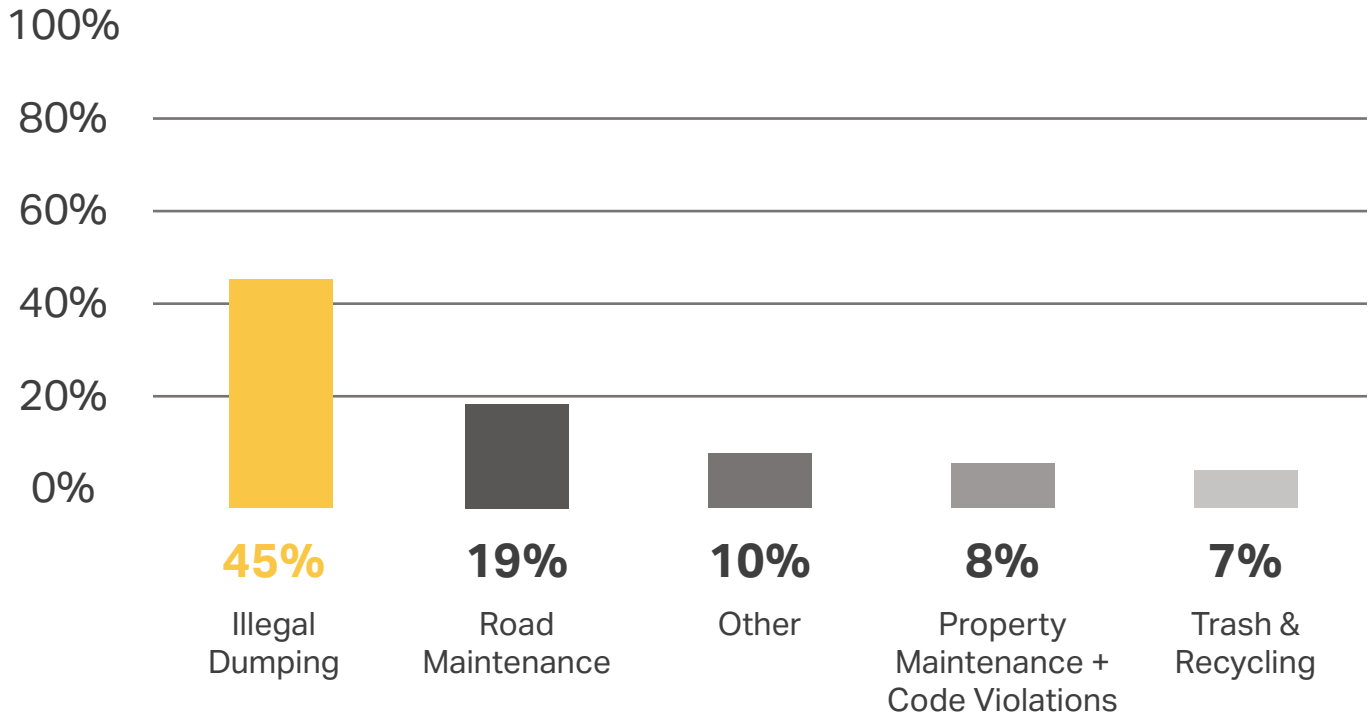
Community Health & Safety Advancements

57 ▶ *Illegal Dumping & Encampment Clean-Up*

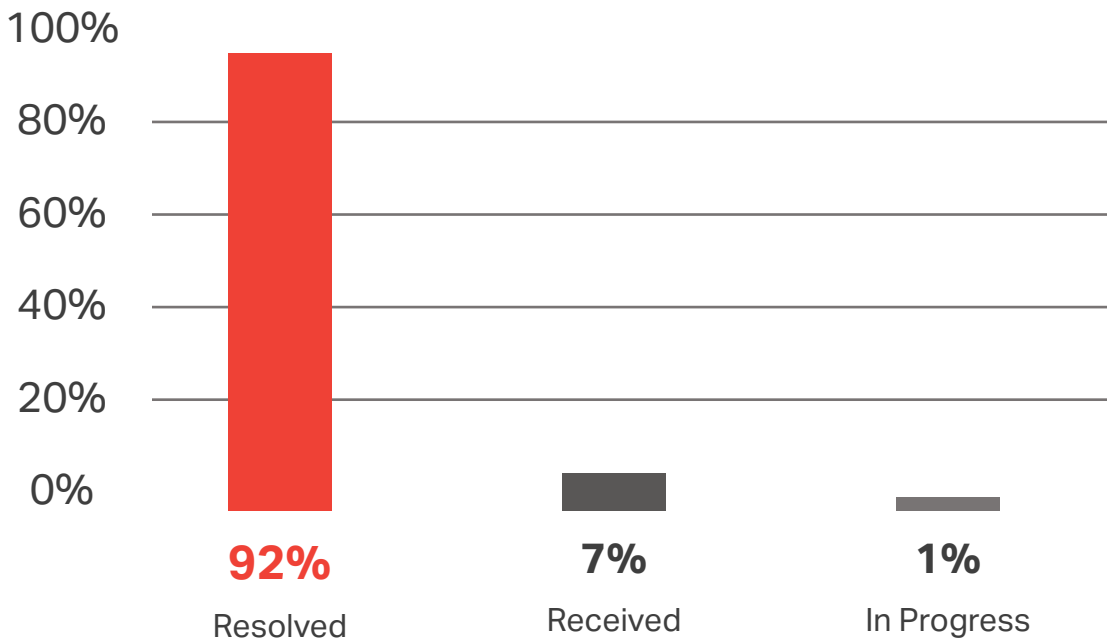
61 ▶ *Nuisance Properties + Code Violations*

OVERVIEW OF BEAUTIFICATION & SAFETY WORK ORDERS

TOP 5 COMMUNITY CONCERNS



WORK ORDER COMPLETION STATISTICS



OVERVIEW OF BEAUTIFICATION & SAFETY WORK ORDERS

Addressing What Matters Most

The City of Santa Fe prioritizes enhancing the quality of life for residents and ensuring a vibrant, sustainable and inclusive community for everyone.

9,070

WORK ORDERS SUBMITTED IN 2024

TOP 9 CATEGORIES REPORTED BY CONSTITUENTS

<p>#1</p> <p>Illegal Dumping</p> <p>4,038 CRMs</p>	<p>#2</p> <p>Road Maintenance</p> <p>1,686 CRMs</p>	<p>#3</p> <p>Other (City Buses, Encampment, etc.)</p> <p>890 CRMs</p>
<p>#4</p> <p>Property Maintenance + Code Violations</p> <p>756 CRMs</p>	<p>#5</p> <p>Trash & Recycling</p> <p>590 CRMs</p>	<p>#6</p> <p>Graffiti Removal</p> <p>382 CRMs</p>
<p>#7</p> <p>Parks & Trails</p> <p>326 CRMs</p>	<p>#8</p> <p>Weeds</p> <p>314 CRMs</p>	<p>#9</p> <p>Utilities</p> <p>88 CRMs</p>

OVERVIEW OF BEAUTIFICATION & SAFETY WORK ORDERS

Addressing What Matters Most

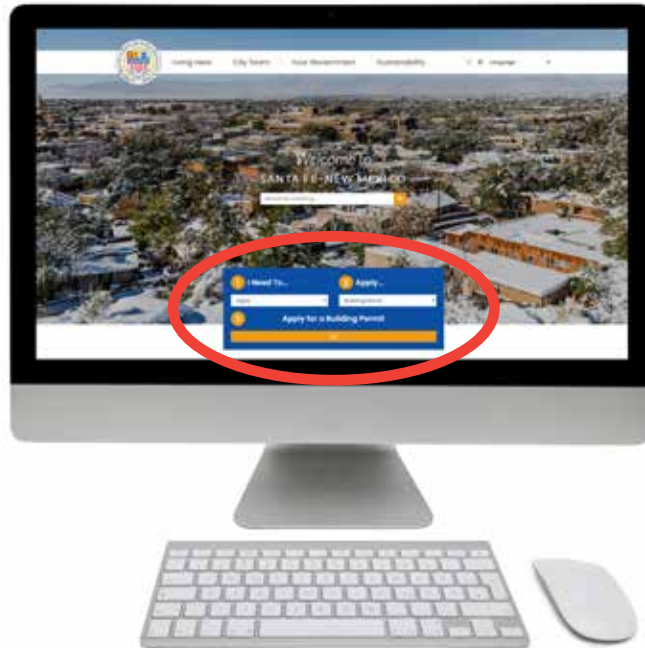
TOP 12 SUB-CATEGORIES REPORTED BY CONSTITUENTS

<p>#1</p> <p>Shopping Carts</p> <p>3,918 CRMs</p>	<p>#2</p> <p>Potholes</p> <p>535 CRMs</p>	<p>#3</p> <p>Other (<i>City easements, Alley Clean-Ups, etc.</i>)</p> <p>483 CRMs</p>
<p>#4</p> <p>Missed Trash or Recycling Pick-Up</p> <p>384 CRMs</p>	<p>#5</p> <p>Other (<i>Abandoned Vehicles, Street Lights, etc.</i>)</p> <p>327 CRMs</p>	<p>#6</p> <p>Homeless Encampment</p> <p>305 CRMs</p>
<p>#7</p> <p>Graffiti on Public Property</p> <p>224 CRMs</p>	<p>#8</p> <p>Trash/Recycling Receptacle Repair</p> <p>201 CRMs</p>	<p>#9</p> <p>Street Grading</p> <p>189 CRMs</p>
<p>#10</p> <p>Unsightly Yard</p> <p>188 CRMs</p>	<p>#11</p> <p>Construction/Building Without a Permit</p> <p>180 CRMs</p>	<p>#12</p> <p>Signage (<i>Stop Signs, Speed Limit Signs, etc.</i>)</p> <p>144 CRMs</p>

STRENGTHENING BEAUTIFICATION & SAFETY INITIATIVES

REPORT AN ISSUE: Constituent Work Order Request

To report an concern related to beautification or safety, constituents can submit a work order through the City of Santa Fe's online Constituent Work Order system at **santafenm.gov**



Step 1: Visit the City Website

Go to **santafenm.gov**. On the home page, use the **"I Need To"** and **"Report"** drop-down menus. Once selections are made, click the **"Go"** button to be redirected to the Customer Service Management (CRM) page.

Step 2: Solve a Problem + Select the Issue Type

Click on the work order request form and choose the category that best matches your issue (e.g., potholes, graffiti removal, streetlights, park maintenance, etc).

Step 3: Provide Details

Fill out the required fields, including location details and a description of the issue. You may also upload a photo for better accuracy.

Step 4: Submit Your Request

Click the **'Submit'** button to send your request. You will receive a confirmation email with a tracking number to monitor the status of your request.

Step 5: Follow Up

City staff will review and respond to your request as quickly as possible.

STRENGTHENING BEAUTIFICATION & SAFETY INITIATIVES

Seasonal Clean-Up Services & Community Beautification Events

2025 Arbor Day

Date: April 24 | Time: 10 a.m. - 1 p.m. | Location: Regal Park

Community Benefit: Arbor Day is an annual celebration dedicated to planting and nurturing trees, benefiting the community by enhancing green spaces, improving air quality, supporting wildlife, and fostering environmental stewardship.

2025 Great American Clean-Up

Date: April 12 | Location: Citywide

Community Benefit: The Great American Clean-Up is a nationwide, community-driven initiative focused on removing litter, beautifying public spaces, and promoting environmental responsibility to create cleaner, healthier cities.

2025 Love Your Watershed Day

Date: May 10 | Time: 11 a.m. - 2 p.m. | Location: W. De Vargas Park

Community Benefit: Love Your Watershed Day raises awareness about watershed conservation, promotes sustainable practices, and engages residents in protecting local water sources through activities like litter cleanup— for a healthier environment.

2025 Seasonal Weed and Litter Blitz Series

Dates: (Spring) April 1 - 14 | (Summer) June 16 - 27 | (Fall) September 22 - October 3

Community Benefit: The Seasonal Weed and Litter Blitz mobilizes residents to clear weeds and litter, enhancing cleanliness, fostering stewardship, and improving neighborhood aesthetics in parks, on medians, and in trails.

2025 Spruce Up The Plaza Days

Dates: May 1-3 | Location: The Plaza

Community Benefit: Spruce Up the Plaza Days is a beautification effort focused on power washing, painting, and maintenance of the Santa Fe Plaza, enhancing its appearance and preserving its historic vibrance for residents and visitors.

STRENGTHENING BEAUTIFICATION & SAFETY INITIATIVES

FREE City Services That Benefit The Community

These free city services provide residents with responsible waste disposal options at the Buckman Road Recycling and Transfer Station, reinforcing the City's commitment to beautification, environmental safety, and community sustainability.



2025 Green Waste Days

Dates: April 5–6 | May 3–4 | June 7–8 | July 5–6 | August 2–3

Acceptable Items: Tree branches, leaves, grass clippings, brush, garden trimmings, and other organic yard waste.

2025 Household Hazardous Waste Days

Dates: April 5 | May 3 | June 5 | July 5 | August 2

Acceptable Items: Household cleaners, automotive products, paints, solvents, poisons, fertilizers, batteries, pool chemicals, and hobby products.

2025 Trash Days (Caja del Rio Landfil Only)

Dates: April 12 | September 20

Acceptable Items: Trash, unwanted materials, rubbish, appliances, furniture, mattresses, building materials, carpet, tiles, concrete, bricks and metals.



STRENGTHENING BEAUTIFICATION & SAFETY INITIATIVES

Shopping Cart Retrieval



*Community Beautification
Enhancements*



*Transportation Infrastructure
Improvements*

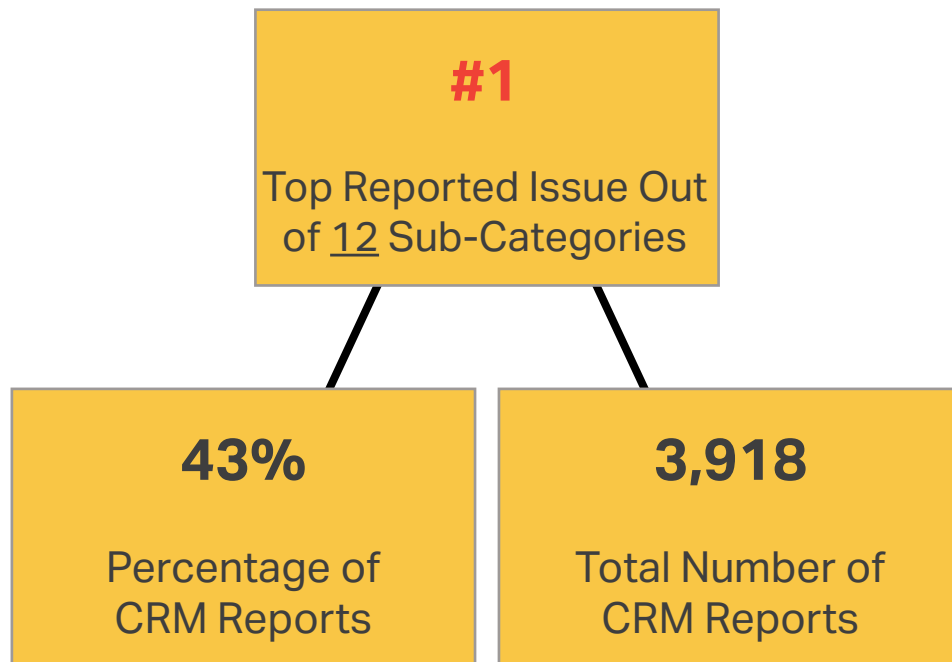


*Community Health & Safety
Advancements*

COMMUNITY BEAUTIFICATION ENHANCEMENTS

Shopping Cart Retrieval

By the Numbers: 2024 Statistics



1
City Department Involved with Retrieval

\$50,000/YR
4-Year Contact with Nebula Advisors LLC

\$1,050/MONTH
Average Clean-Up Cost

COMMUNITY BEAUTIFICATION ENHANCEMENTS

Shopping Cart Retrieval



Enhancing Beautification by Removing Abandoned Shopping Carts

Project Overview

This city initiative supports community beautification efforts by enabling city crews to remove abandoned shopping carts from public spaces, and helps our retailers reduce the cost of replacing missing carts.

City Process

The contractor will work directly with Constituent Services to prioritize and collect shopping carts. The contractor shall submit documentation specifying the retailer cart name, the time the cart was picked up, and the time returned to the store manager.

Community Benefit

The city's vision is to maintain clean, safe, and accessible public spaces by removing abandoned shopping carts from streets, sidewalks, and parks.

City Departments Involved in the Project

Constituent Services, Community Engagement

COMMUNITY BEAUTIFICATION ENHANCEMENTS

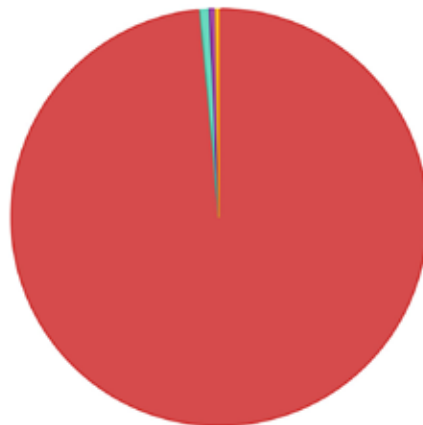
Shopping Cart Retrieval

By the Numbers: 46 Retailers Included in Shopping Cart Retrievals

Retailers	Total
Ace Hardware	15
Albertsons	147
Best Buy	51
Big Lots	131
Big R	3
Burlington	11
Coop	7
CVS	47
Dollar General	3
Dollar Tree	21
El Paisano	1
Family Dollar	3
Five Below	14
Food King	42
Goodwill	8
Harbor Freight	21

Retailers	Total
Hobby Lobby	26
Home Depot	113
Home Goods	124
JC Penny	23
Joanns Crafts	7
Kholes	10
Lowe's	118
Market Street	119
Michael's	28
Natural Grocery	52
Office Depot	64
Office Max	57
Party City	6
Pepboys	1
Petco	27
Petsmart	188

Retailers	Total
Sam's Club	182
Savers	87
Sierra	18
Smiths Grocery	360
Sprouts	163
Target	898
TJ Maxx	249
Total Wine	420
Trader Joes	28
Walgreens	147
Walmart	1,105
Whole Foods	46
World Market	18
Unknown-Dump	102
Grand Total	5,311



- Public (street, median, arroyo, park, etc.)
- Residential (house)
- Commercial (business)
- Santa Fe River

Answers	Count	Percentage
Public (street, median, arroyo, park, etc.)	3,851	98.29%
Residential (house)	29	0.74%
Commercial (business)	20	0.51%
Santa Fe River	9	0.23%



STRENGTHENING BEAUTIFICATION & SAFETY INITIATIVES

Graffiti Removal



*Community Beautification
Enhancements*



*Transportation Infrastructure
Improvements*

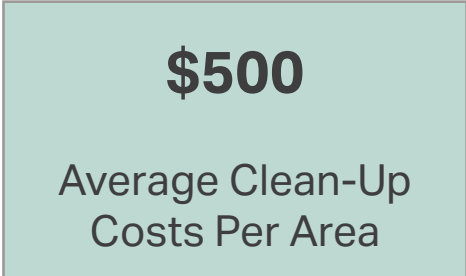
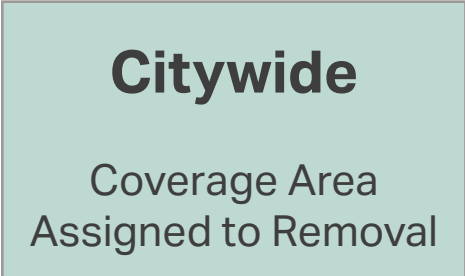
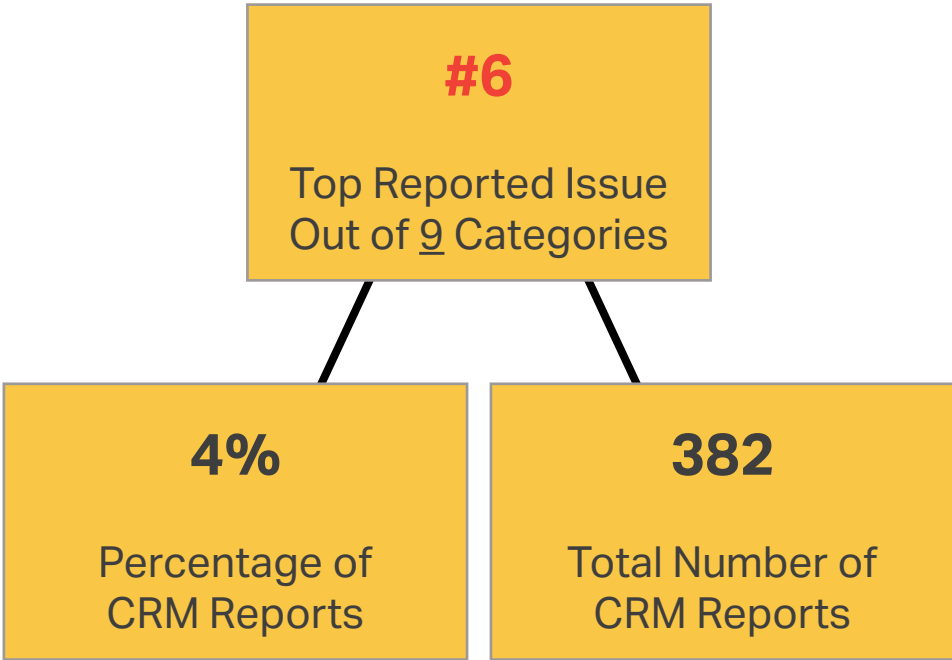


*Community Health & Safety
Advancements*

COMMUNITY BEAUTIFICATION ENHANCEMENTS

Graffiti Removal

By the Numbers: 2024 Statistics



COMMUNITY BEAUTIFICATION ENHANCEMENTS

Graffiti Removal



Enhancing Beautification to Clean-Up Illegal Graffiti

Project Overview

This city initiative, consisting of a dedicated **two-person graffiti crew**, is tasked with removing graffiti from parks, trails, open spaces, and city properties. Their work includes power washing, applying paint and graffiti remover, and using cover-up techniques while navigating challenges such as winter weather that can affect equipment performance.

One of the primary obstacles the graffiti crew encounters is winter weather, which can affect equipment performance and the efficacy of removal techniques. For optimal adhesion and long-lasting results, **exterior painting requires temperatures of 40 degrees or higher.**

Community Benefit

The city's vision is to enhance community beautification and public safety by maintaining parks, trails, and city spaces that are clean, welcoming, and free from vandalism. Promptly addressing graffiti helps prevent further tagging, improves the city's overall appearance, and fosters community pride among both residents and visitors.

City Department(s) and Division(s) Involved in the Project

Parks & Open Space Division

COMMUNITY BEAUTIFICATION ENHANCEMENTS

Graffiti Removal



59%

Graffiti on
Public Property



22%

Graffiti on
Private Property



15%

Graffiti in
**Park, Playground, Trail,
or Open Space**



4%

Graffiti on
**Signs (Stop Sign, Speed
Limit Sign, etc.)**



STRENGTHENING BEAUTIFICATION & SAFETY INITIATIVES

Litter Pick-Up + Weed Management



*Community Beautification
Enhancements*



*Transportation Infrastructure
Improvements*



*Community Health & Safety
Advancements*

COMMUNITY BEAUTIFICATION ENHANCEMENTS

Litter Pick-Up + Weed Management



By the Numbers: 2024 Statistics

Citywide

Coverage Area for
Parks, Medians, Trails

38

Staff Members
Assigned to Removal

800 Tons

Litter, Weeds, and
Waste Collected



COMMUNITY BEAUTIFICATION ENHANCEMENTS

Litter Pick-Up + Weed Management



Managing Citywide Beautification to Enhance Public Landscapes

Project Overview

In this city initiative, consisting of **38 field staff** and contractor support, the city's Parks and Open Space crew maintains **77 parks and over 585 city medians** with litter removal, weed control, and landscape upkeep. Crews work year-round, clearing encampments, collecting waste, and managing overgrown vegetation. The median crew begins work at 4:00 AM to protect vehicles, setting up safety zones before tackling weeds and litter.

Project Update

A **\$1.7 million beautification project** will soon enhance the city arterial, reducing weeds to create a more welcoming entrance.

Community Benefit

The city's vision is to eliminate litter and trash, while managing weeds to improve the city's cleanliness, safety, and environmental health. This initiative ensures that parks, medians, and public spaces remain well-maintained and accessible. These efforts reduce hazards, improve aesthetics, and foster a more inviting environment for residents and visitors.

City Department(s) and Division(s) Involved in the Project

Parks & Open Space Division

COMMUNITY BEAUTIFICATION ENHANCEMENTS

Litter Pick-Up + Weed Management



585 Medians

Servicing 485 Miles
Citywide



700 - 900

Trash Bags Collected
Per Week



\$800,000

Budget Allocation for
Service Contracts



11

Service Contractors
Assist with Removal



STRENGTHENING BEAUTIFICATION & SAFETY INITIATIVES

**Playground Equipment
Repairs,
Accessory
Replacements
& Athletic Field
Upgrades**



*Community Beautification
Enhancements*



*Transportation Infrastructure
Improvements*



*Community Health & Safety
Advancements*

COMMUNITY BEAUTIFICATION ENHANCEMENTS

Playground Equipment Repairs, Accessory Replacements & Athletic Field Upgrades



By the Numbers: 2024 Statistics

120

Trash & Recycling
Bins Replaced

900 Yards

Mulch Installed on
Athletic Fields

\$2.5 Million

Revitalization
Investment



COMMUNITY BEAUTIFICATION ENHANCEMENTS

Playground Equipment Repairs, Accessory Replacements & Athletic Field Upgrades



Maintaining Public Spaces for Community Safety and Engagement

Project Overview

In 2024, the city **replaced 63 trash and recycling bins**, with an additional 57 scheduled for installation in March 2025. More than **900 yards of mulch** were added to playgrounds to enhance safety. Notable upgrades include the replacement of the Pueblos del Sol play structure, the installation of **582 tons of new infield soil** at Alto Bicentennial Ron Shirley Park to eliminate goatheads, new artificial turf at Ragle Park's baseball field, and improvements to Salvador Perez Field — all part of a **\$2.5 million investment** in soccer, lacrosse, and football facilities.

Community Benefit

The city's vision is to enhance safety, aesthetics, and usability by creating high-quality recreational spaces with improved play surfaces, upgraded equipment, and enhanced infrastructure, all of which promote community well-being and outdoor activity.

City Department(s) and Division(s) Involved in the Project

Parks & Open Space Division

COMMUNITY BEAUTIFICATION ENHANCEMENTS

Playground Equipment Repairs, Accessory Replacements & Athletic Field Upgrades



By the Numbers: 3 *New Trash & Recycling Bin Replacement Sites*

2024 Location	2025 Locations
Franklin Miles	Alto Park
Las Acequias	Fort Marcy
Swan Park	Patrick Smith
63 Replacements Installed	57 Planned for Installation





STRENGTHENING BEAUTIFICATION & SAFETY INITIATIVES

Trail Maintenance



*Community Beautification
Enhancements*



*Transportation Infrastructure
Improvements*



*Community Health & Safety
Advancements*

COMMUNITY BEAUTIFICATION ENHANCEMENTS

Trail Maintenance



By the Numbers: 2024 Statistics

390+

Miles of Trails
Maintained Citywide

4

Staff Members
Assigned to Up-Keep

\$150,000/YR

Maintenance
Investment



COMMUNITY BEAUTIFICATION ENHANCEMENTS

Trail Maintenance



Enhancing Trails for Safe Outdoor Access

Project Overview

This city initiative, led by a dedicated **four-person trail crew**, maintains **over 390 miles of city trails** by clearing weeds, pruning, expanding parking, and repairing washouts. In 2024, contractors **crack-sealed nine miles of trails** while staff **installed modern, removable 38-bollard barriers** onto three trails to enhance safety and block vehicle access.

Safety Enhancement Bollard Locations

Acequia Trail, Arroyo Chamiso Trail, Santa Fe Rail Trail

Community Benefit

The city's vision is to provide safe, accessible spaces for dog walkers, hikers, bikers, and outdoor enthusiasts. Improving infrastructure and addressing erosion enhance recreational use and connectivity, promoting a healthier, more active community.

City Department(s) and Division(s) Involved in the Project

Parks & Open Space Division

COMMUNITY BEAUTIFICATION ENHANCEMENTS

Trail Maintenance



By the Numbers: 4 Crack & Seal Trail Repairs Completed in 2024

Location	Distance
Arroyo Chamiso Trail	3.0 Miles
Nava Ade Trail	1.0 Miles
Rail Trail	3.0 Miles
Tierra Contenta Trail	2.0 Miles
Total Miles Repaired	9.0





STRENGTHENING BEAUTIFICATION & SAFETY INITIATIVES

TreeSmart Santa Fe
+
**River & Watershed
Maintenance**



*Community Beautification
Enhancements*



*Transportation Infrastructure
Improvements*



*Community Health & Safety
Advancements*

COMMUNITY BEAUTIFICATION ENHANCEMENTS

Tree Smart Santa Fe + River & Watershed Maintenance



By the Numbers: 2024 Statistics

20 Tons

Green Waste
Removed

15.78 Tons

Waste Removed
Citywide

\$150,000/YR

Maintenance
Investment



COMMUNITY BEAUTIFICATION ENHANCEMENTS

Tree Smart Santa Fe + River & Watershed Maintenance



Enhancing Urban Trees and Watersheds for a Healthier Community

Project Overview

TreeSmart Santa Fe provided monitoring and **maintenance for 261 trees**, with an additional 37 expected by March 2025. The initiative, led by the city arborist, was carried out by Parks staff and contract arborists. In 2024, crews **pruned 114 trees, monitored pests on 147, and mulched 50 trees** to improve soil health and moisture retention. The city's tree inventory grew by 1,834 newly documented trees across 20 parks, bringing the total to **7,933 trees citywide**.

In partnership with nonprofits, the River and Watershed Section **organized 2,600 volunteer hours** dedicated to rain garden upkeep, pet waste disposal, invasive species removal, and erosion control. Volunteers also participated in three watershed-wide events, cleaning **90 rivers and arroyo reaches, removing 175 pounds of recyclable metal**, and collected **15.78 tons of waste**.

Community Benefit

TreeSmart Santa Fe strengthens the urban canopy, improving air quality, climate resilience, and public well-being. These efforts create a healthier, more sustainable Santa Fe, while fostering community engagement in conservation.

City Department(s) and Division(s) Involved in the Project

Parks & Open Space Division

COMMUNITY BEAUTIFICATION ENHANCEMENTS

Tree Smart Santa Fe + River & Watershed Maintenance



2,600

Volunteer Hours from
Non-Profit Organizations



7,933

Tree's
Maintained Citywide



90 Areas

Maintained
Citywide



175 lbs.

Recyclable
Metal Removed



STRENGTHENING BEAUTIFICATION & SAFETY INITIATIVES

Turf Maintenance



*Community Beautification
Enhancements*



*Transportation Infrastructure
Improvements*



*Community Health & Safety
Advancements*

COMMUNITY BEAUTIFICATION ENHANCEMENTS

Turf Maintenance



By the Numbers: 2024 Statistics

15

Dedicated
Staff Members

370

Staff Hours Spent
Managing Turf

\$15,000/YR

Material
Project Cost



COMMUNITY BEAUTIFICATION ENHANCEMENTS

Turf Maintenance



Maintaining Durable, Eco-Friendly Turf for Our Active Community

Project Overview

City fields and the MRC received enhancements through organic soil amendments, aeration, reseeding, and gopher management. New aeration equipment improves efficiency, reduces soil compaction, and supports tree health, while gopher control measures help protect turf integrity, ensuring long-term durability.

Community Benefit

Sustainable turf management improves playability, reduces water usage, and enhances environmental health, creating resilient green spaces for sports and recreation across **16 athletic fields**, benefiting **more than 5,000 players**.

City Department(s) and Division(s) Involved in the Project

Parks & Open Space Division

COMMUNITY BEAUTIFICATION ENHANCEMENTS

Turf Maintenance



16

Athletic Fields
Maintained



7,000 lbs.

Grass Seeds
Applied



260 Yards

Compost
Applied



250

Bags of Fertilized Used
for Turf Health



STRENGTHENING BEAUTIFICATION & SAFETY INITIATIVES

Bloom & Beauty:
Color Spot,
Adopt-A-Park,
& Community
Gardens



*Community Beautification
Enhancements*



*Transportation Infrastructure
Improvements*



*Community Health & Safety
Advancements*

COMMUNITY BEAUTIFICATION ENHANCEMENTS

Bloom & Beauty: Color Spot, Adopt-A-Park, & Community Gardens



By the Numbers: 2024 Statistics

272

Vibrant
Color Spots Installed

6

Staff Members
Assigned to Projects

\$40,000/YR

Operating
Budget



COMMUNITY BEAUTIFICATION ENHANCEMENTS

Bloom & Beauty: Color Spot, Adopt-A-Park, & Community Gardens



Enhancing Beautification with Color in Public Spaces

Project Overview

This city initiative enhances public spaces with vibrant floral displays, contributing to the beautification and appeal of key locations throughout the community.

Community Benefit

The program adds seasonal color to high-traffic areas, supporting civic pride, tourism, and local engagement while fostering a greener urban environment.

Adopt-A-Park Overview

The Adopt-A-Park program nearly **doubled its reach, expanding to 15 adopted parks**, while community gardens continue to thrive with the addition of two new mayordomos. This initiative provides local organizations with a hands-on role in maintaining public spaces, with each group being recognized on a sign at their adopted park.

City Department(s) and Division(s) Involved in the Project

Parks & Open Space Division

COMMUNITY BEAUTIFICATION ENHANCEMENTS

Bloom & Beauty: Color Spot, Adopt-A-Park, & Community Gardens



1st Place Winner
Best Park of 2024
by the Santa Fe Reporter
Railyard Park



2024 Runner-Up
Best Park of 2024
by the Santa Fe Reporter
Harvey Cornell Park

By the Numbers: **11** Prominent Public Spaces Enhanced with Color

Location	Hanging Baskets	Large Flowerpots	Flower Beds
Cathedral Park	20	8	-
City Hall	20	20	3
Convention Center	22	20	-
Downtown Main Library	6	1	-
Fort Marcy Park Entrance	-	10	-
Plaza	32	35	-
Railyard Park Entrance	<i>5 Large Hourse Troughs</i>		
Santa Fe Police Department	-	7	-
Thomas Macaione Park	-	-	2
Train Depot at Guadalupe	6	6	-
Water Street Visitors Center	4	2	-



STRENGTHENING BEAUTIFICATION & SAFETY INITIATIVES

**Keep Santa Fe
Beautiful
Enhancements**



*Community Beautification
Enhancements*



*Transportation Infrastructure
Improvements*



*Community Health & Safety
Advancements*

COMMUNITY BEAUTIFICATION ENHANCEMENTS

Keep Santa Fe Beautiful Enhancements



By the Numbers: Community Appearance Index Study & Yearly Report

(Third annual report, released each March)

	2023	2024	2025
AREA 1 = District 1	1.85	2.12	1.73
AREA 2 = District 2	1.80	2.05	1.70
AREA 3 = District 3	2.25	2.69	2.48
AREA 4 = District 4	1.80	2.62	2.00
Average Citywide	1.93	2.37	1.98

Scoring Metric
1 - Minimal or No Litter
2 - Slightly Littered
3 - Littered
4 - Extremely Littered



COMMUNITY BEAUTIFICATION ENHANCEMENTS

Keep Santa Fe Beautiful Enhancements



Community-Driven Initiatives That Enhance Public Spaces

Project Overview

Keep Santa Fe Beautiful (KSFB) is a **nonprofit volunteer program** dedicated to maintaining the city's aesthetic appeal through environmental education, litter prevention, and beautification projects. In partnership with the City of Santa Fe's Environmental Services Division, KSFB leads initiatives such as the Great American Cleanup, Toss No Mas Cleanup, and the Adopt-a-Median program to enhance public spaces.

Community Benefit

The city's vision is to inspire a community of engaged stewards who take pride in keeping Santa Fe clean, green, and beautiful. Through volunteer-driven initiatives, this program enhances public spaces, promotes environmental sustainability, and enriches the quality of life for both residents and visitors.

City Department(s) and Division(s) Involved in the Project

Environmental Services Department, Parks & Open Space Division

COMMUNITY BEAUTIFICATION ENHANCEMENTS

Keep Santa Fe Beautiful Enhancements



30 Tons

Trash Collected During The Great American Clean-Up



56

Median's Maintained Citywide



4

New Utility Box Murals to Combat Illegal Graffiti



1

New Community Mural to Combat Illegal Graffiti



STRENGTHENING BEAUTIFICATION & SAFETY INITIATIVES

Road Maintenance



*Community Beautification
Enhancements*



*Transportation Infrastructure
Improvements*

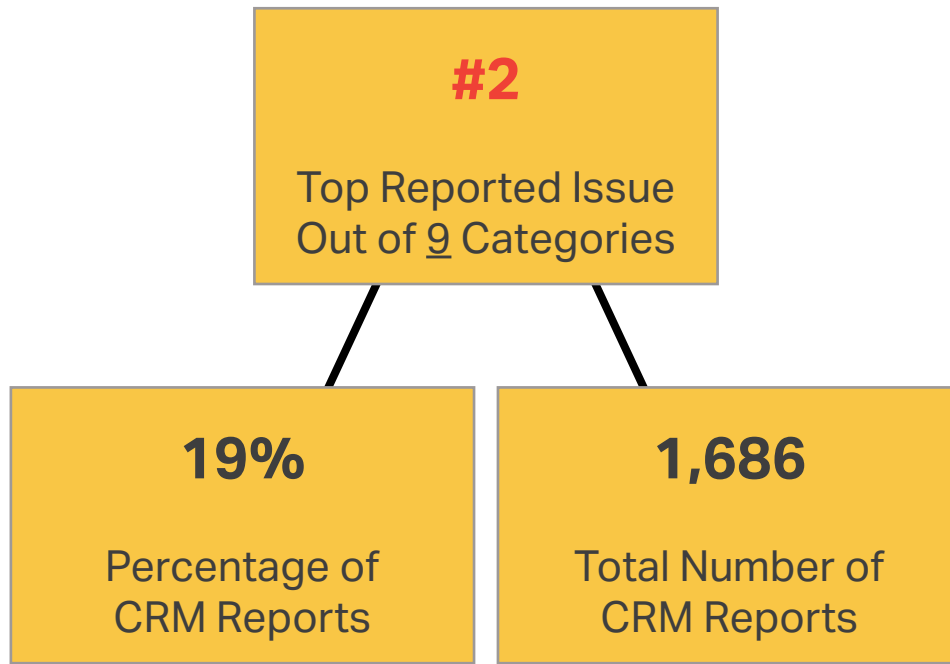


*Community Health & Safety
Advancements*

TRANSPORTATION INFRASTRUCTURE IMPROVEMENTS

Road Maintenance

By the Numbers: 2024 Statistics



5-Year Complete Streets Statistics

Calendar Year	Repaired	+/-
2020	2,836	
2021	2,174	-662
2022	4,096	+1,922
2023	6,111	+2,015
2024	6,812	+701
Total	22,029	

2024 Pothole Repairs

Event Series	Repaired
Pothole Palooza # 1	2,924
Pothole Palooza # 2	731
Pothole Palooza # 3	1,007
Total	4,662

TRANSPORTATION INFRASTRUCTURE IMPROVEMENTS

Road Maintenance



Prioritizing Pothole Repairs for Safer Driving Conditions

Project Overview

This city initiative focuses on road maintenance, prioritizing pothole repairs to improve safety and driving conditions. The Complete Streets Department introduced “Pothole Palooza” events, during which crews worked 12-hour days over two weeks to fill over 6,500 potholes citywide.

Pothole Palooza #1 addressed filling individual pothole repairs. *Pothole Palooza #2* addressed milling and filling sections of roadways that were too degraded to patch.

Community Benefit

The city’s vision is to ensure safer, smoother streets by prioritizing pothole repairs. This initiative enhances road safety, reduces vehicle damage, and promotes a more reliable driving experience for both residents and visitors throughout the city.

City Department(s) and Division(s) Involved in the Project

Complete Streets Division

TRANSPORTATION INFRASTRUCTURE IMPROVEMENTS

Road Maintenance

By the Numbers: **3** Projects Completed in 2023

Location	From	To
Plaza Central	Contenta Ridge	Paseo del West (Paseo W)
Yucca Street	Zia Road	Rodeo Road
Rodeo Road	Camino Carlos Rey	Yucca Street

By the Numbers: **7** Projects Completed in 2024

Location	From	To
Alarid Street	Cerrillos Road	Paseo De Peralta
Cordova Road	St. Francis Drive	Don Gaspar Avenue
Paseo de las Vistas	Transfer Station	Buckman Road
Paseo Real	Senergy Petroleum Bulk Plant	Buckman Road
Plaza Central	Contenta Ridge	Paseo del Sol
Rodeo Road	Camino Carlos Rey	Yucca Street
Yucca Street	Zia Road	Rodeo Road

By the Numbers: **20** Projects Scheduled for 2025

Location	From	To
Solona Street	Guadalupe Street	Paseo de Peralta
Old Pecos Trail	Cordova Road	Calle Medico
Camino Cruz Blanca	Camino del Monte Sol	Camino Cruz (Blanca Dog Leg)
Palace Avenue	Sheridan Avenue	Grant Avenue
Calle Angelina	End of Pavement	End of Pavement
Alley Behind Horno Restaurant	End of Pavement	End of Pavement
Sandoval Street	Alameda Street	Grant Avenue
Sandoval Street	Alameda Street	Grant Avenue
Agua Fria Street	Camino Solana	Maez Road
Placia de Oro (Fog Seal)	Alameda Street	Rio Vista
South Meadows	Airport Road	Jaguar Drive
Vuelta Dorada	End of Pavement	End of Pavement
Autumn Leaf Lane	End of Pavement	End of Pavement
Rufina Street	Zafarano Drive	Calle Atajo
Pueblo Tsankawi	End of Pavement	End of Pavement
Jaguar Drive	South Meadows	Cerrillos Road
Jaguar Drive	Paseo del Sol	Avenida El Nido
Cordova Road	Cerrillos Road	St. Francis Drive
Cordova Road	Don Gaspar	Old Pecos Trail
Sabino Street	Guadalupe Street	St. Francis Drive

TRANSPORTATION INFRASTRUCTURE IMPROVEMENTS

Road Maintenance

By the Numbers: 55 Projects Scheduled for 2026 - 2030

District 1

Location	From	To
Paseo Del Sur	Vallecita Road	Indian Rock Lane
Avenida Primera	End of Pavement	End of Pavement
Cerros Colorados	End of Pavement	End of Pavement
Hickox Street	Agua Fria Street	St. Francis Drive
Alameda Street	St. Francis Drive	Guadalupe Street
Alameda Street	Guadalupe Street	Paseo De Peralta
Alameda Street	Paseo De Peralta	Palace Avenue
Paseo De Las Vistas	Transfer Station	Calle Nopal
Lujan Street	Cerrillos Road	Otowi Road
Calle Mejia	End of Pavement	End of Pavement
W. Manhattan Avenue	St. Francis Drive	End of Pavement
Greg Avenue	End of Pavement	End of Pavement
Camino Carlos Rey	La Cieneguita	Cerrillos Road
Otowi Road	Lujan Street	Osage Avenue
Los Lovatos Road	Old Taos Highway	End of Pavement
Sabino Street	Guadalupe Street	End of Pavement
Indian Rock Lane	End of Pavement	End of Pavement
Senda De Eleuterio	End of Pavement	End of Pavement
<i>10% for Residential</i>		

District 2

Location	From	To
Rodeo Road	Yucca Street	Sawmill Road
Old Santa Fe Trail	Camino Corrales	E. Zia Road
Pacheco Street	St. Michaels Drive	Alta Vista Street
5th Street	St. Michaels Drive	Siringo Road
Fort Union	End of Pavement	End of Pavement
Sawmill Road	St. Francis Drive	Rodeo Road
Siringo Road	St. Francis Drive	Botolph Road
Second Street	Cerrillos Road	Calle Lorca
Cordova Road	Cerrillos Road	St. Francis Drive
Cordova Road	Don Gasper Avenue	Old Pecos Trail
E. Barcelona Road	Don Gasper Avenue	Old Pecos Trail
E. Buena Vista Street	Don Gasper Avenue	Old Santa Fe Trail
<i>10% for Residential</i>		

TRANSPORTATION INFRASTRUCTURE IMPROVEMENTS

Road Maintenance



District 3

Location	From	To
Airport Road	Cerrillos Road	NM State Road 599
Country Club Road	Airport Road	Jaguar Drive
Jaguar Drive	Paseo Del Sol	Ave. El Nido
Jemez Road	Airport Road	Agua Fria Street
South Meadows	Airport Road	Agua Fria Street
Blue Juniper Loop	End of Pavement	End of Pavement
Winding Ridge Loop	End of Pavement	End of Pavement
Agua Fria Street	Airport Road	Camino Juliana
Camino Rojo	Country Club Road	End of Pavement
Vuelta Dorado	End of Pavement	End of Pavement
Calle Verde	End of Pavement	End of Pavement
<i>10% for Residential</i>		

District 4

Location	From	To
Cerrillos Road	Cielo Court	Airport Road
Paseo de Los Pueblos	End of Pavement	End of Pavement
Calle Atajo	Rufina Street	End of Pavement
Rufina Street	Zafarano Drive	Calle Atajo
Camino Consuelo	Cerrillos Road	Calle Princesa Juana
Center Drive	End of Pavement	End of Pavement
Calle Caballero	End of Pavement	End of Pavement
Calle La Rosalana	Cerrillos Road	Siringo Road
Pueblo Tsankawi	End of Pavement	End of Pavement
Center Place	End of Pavement	End of Pavement
<i>10% for Residential</i>		



STRENGTHENING BEAUTIFICATION & SAFETY INITIATIVES

Illegal Dumping & Encampment Clean-Up



Community Beautification Enhancements



Transportation Infrastructure Improvements

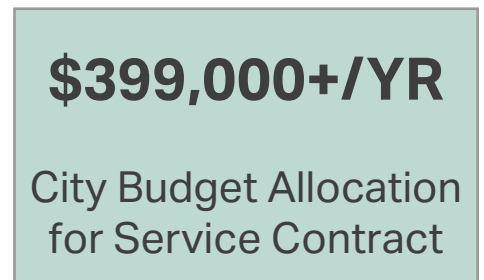
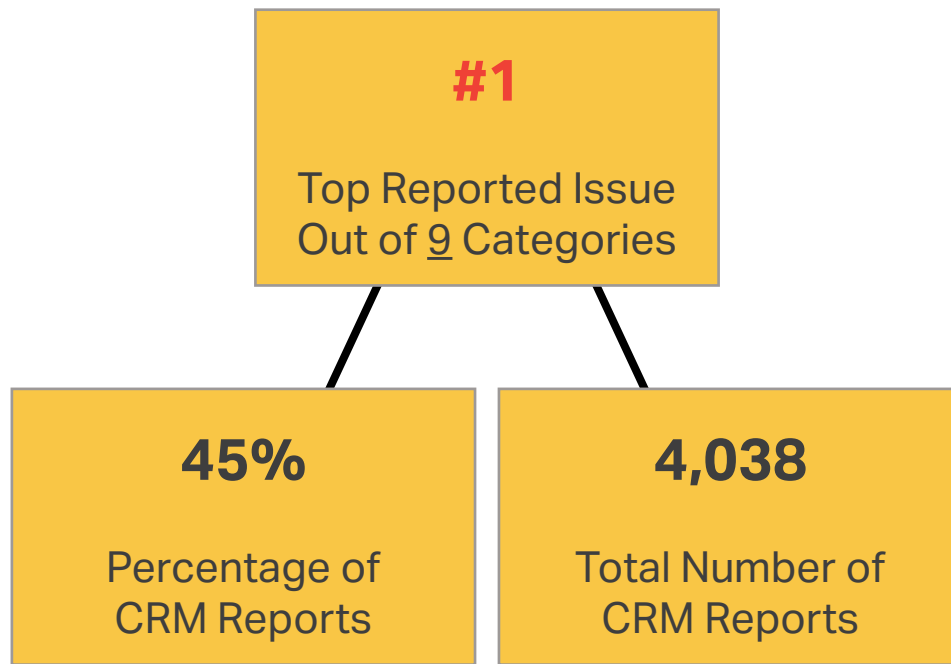


Community Health & Safety Advancements

COMMUNITY HEALTH & SAFETY ADVANCEMENTS

Illegal Dumping & Encampment Clean-Up

By the Numbers: 2024 Statistics



COMMUNITY HEALTH & SAFETY ADVANCEMENTS

Illegal Dumping & Encampment Clean-Up



Combating Illegal Dumping and Encampments for a Cleaner & Safer City

Project Overview

The City of Santa Fe collaborates with various departments, volunteers, and non-profits to address illegal dumping and encampments, investing over **\$641,000 in clean-up efforts annually**. The Park Ranger team oversees a structured **24-hour clean-up process**, which includes site investigations, notifications, and coordination with public safety to ensure successful clean-ups and provide resources for the unsheltered community.

City Funding Allocation & Grant Support

In alignment with the *Governor's beautification initiative*, and in addition to the City's budget allocation for service contracts, a total of **over \$242,000 in grant funding has been secured**. This includes **\$147,437** through a grant program agreement with the *State of New Mexico's Tourism Department* and **\$95,000** awarded to the *City of Santa Fe's Parks and Open Space Division* through the 'Que Linda Beautification' grant.

Community Benefit

The Park Ranger Program streamlines outreach, notifications, and clean-up efforts, improving the city's response to illegal dumping and encampments. With a dedicated team and a **budget over \$399,000**, the Rangers have **cleaned 862 camps**, collected **260 tons of waste**, and **issued 105 24-hour notices**, enhancing public health, safety, and the overall cleanliness of Santa Fe.

City Department(s) and Division(s) Involved in the Project

Parks & Open Space Division

COMMUNITY HEALTH & SAFETY ADVANCEMENTS

Illegal Dumping & Encampment Clean-Up



260 Tons

Waste Collected
Citywide



105

24-Hour
Notices Issued



1

City Department
Involved with Clean-Up



6

Staff Members
Assigned to Clean-Up



STRENGTHENING BEAUTIFICATION & SAFETY INITIATIVES

Nuisance Properties + Code Violations



*Community Beautification
Enhancements*



*Transportation Infrastructure
Improvements*



*Community Health & Safety
Advancements*

COMMUNITY HEALTH & SAFETY ADVANCEMENTS

Nuisance Properties + Code Violations



By the Numbers: 2024 Statistics

8%

Percentage of
CRM Reports

#4

Top Reported Issue
Out of 9 Categories

756

Total Number of
CRM Reports



COMMUNITY HEALTH & SAFETY ADVANCEMENTS

Nuisance Properties + Code Violations



Addressing Public Nuisances to Safeguard Community Health and Safety

Project Overview

This city initiative, which targets properties that pose a threat to the health and safety of the public, inclusive of dilapidated structures and locations associated with repetitive illegal activities.

Illegal Activity-Related Properties and Public Safety

Any property or vehicle on or which illegal activities—established by Santa Fe City Code or New Mexico Statute—occur repetitively or which is used to commit, conduct, promote, facilitate any illegal activities and, because of such activity or use, is a threat to public health and safety.

Community Benefit

To restore and maintain a safe and healthy community for all residents by addressing and abating repetitive nuisance activities.

City Department(s) and Division(s) Involved in the Project

Community Engagement/Constituent Services, Land Use/Code Enforcement, Police Department, and Fire Department

COMMUNITY HEALTH & SAFETY ADVANCEMENTS

Nuisance Properties + Code Violations

By the Numbers: **2** Demolished Properties in 2024

Location	Status
<i>District 2</i>	
2069 Calle Contento	Demolished by the City of Santa Fe
1608 Cerrillos Road	<i>Demolished by Owners</i>



By the Numbers: **5** Active Abatement Properties in 2024

Location	Status
<i>District 1</i>	
109 Ephriam Street	Currently in the nuisance abatement process
258 Urioste Street	Currently in the nuisance abatement process
<i>District 4</i>	
1520 Escondida Court	Currently in the nuisance abatement process
1940 Morris Place	Currently in the nuisance abatement process
2808 Camino del Bosque	Currently in the nuisance abatement process



A VISION FOR SANTA FE'S FUTURE

The City of Santa Fe's strengthening beautification and safety initiatives embodies the city's commitment to enhancing residents' quality of life. Through targeted projects that focus on enhancements, improvements, and advancements, we're strengthening public spaces, upgrading essential infrastructure, and fostering a resilient, vibrant community centered on well-being and connection.

Presented by the Public Works Department
Regina Wheeler, Public Works Director

© 2025. All rights reserved.